



88

Standing and Mobility

## CHINESPORT TOPICS

|                                 |          |
|---------------------------------|----------|
| Professional tables             | 1        |
| Electro-medical equipment       | 2        |
| Passive and assistive exercises | 3        |
| Active exercises                | 4        |
| Proprioceptive exercises        | 5        |
| Pulley therapy                  | 6        |
| Occupational therapy            | 7        |
| <b>Standing and mobility</b>    | <b>8</b> |
| Tilt tables                     | 9        |
| Parallel bars and staircases    | 10       |
| Walkers and walking aids        | 11       |
| Treadmills                      | 12       |
| Tractions                       | 13       |
| Medical and postural gymnastics | 14       |
| Posture analysis                | 15       |
| Hoisting systems                | 16       |
| Hygiene solutions               | 17       |
| Patient transport               | 18       |

Edition October 2023 - © Copyright Chinesport spa - Italy - Since 1976

At our sole discretion, the company reserves the right to change dimensions and type of construction, and to make improvements and other changes to its products. All reproduction rights of all or part of the designs and illustrations are reserved worldwide. The printing process can't give a perfect reproduction of the colours.

Chinesport thanks all those who contribute to the development of the contents of this document.



UNI EN ISO 9001:2015  
UNI EN ISO 13485:2016

# Standing and Mobility



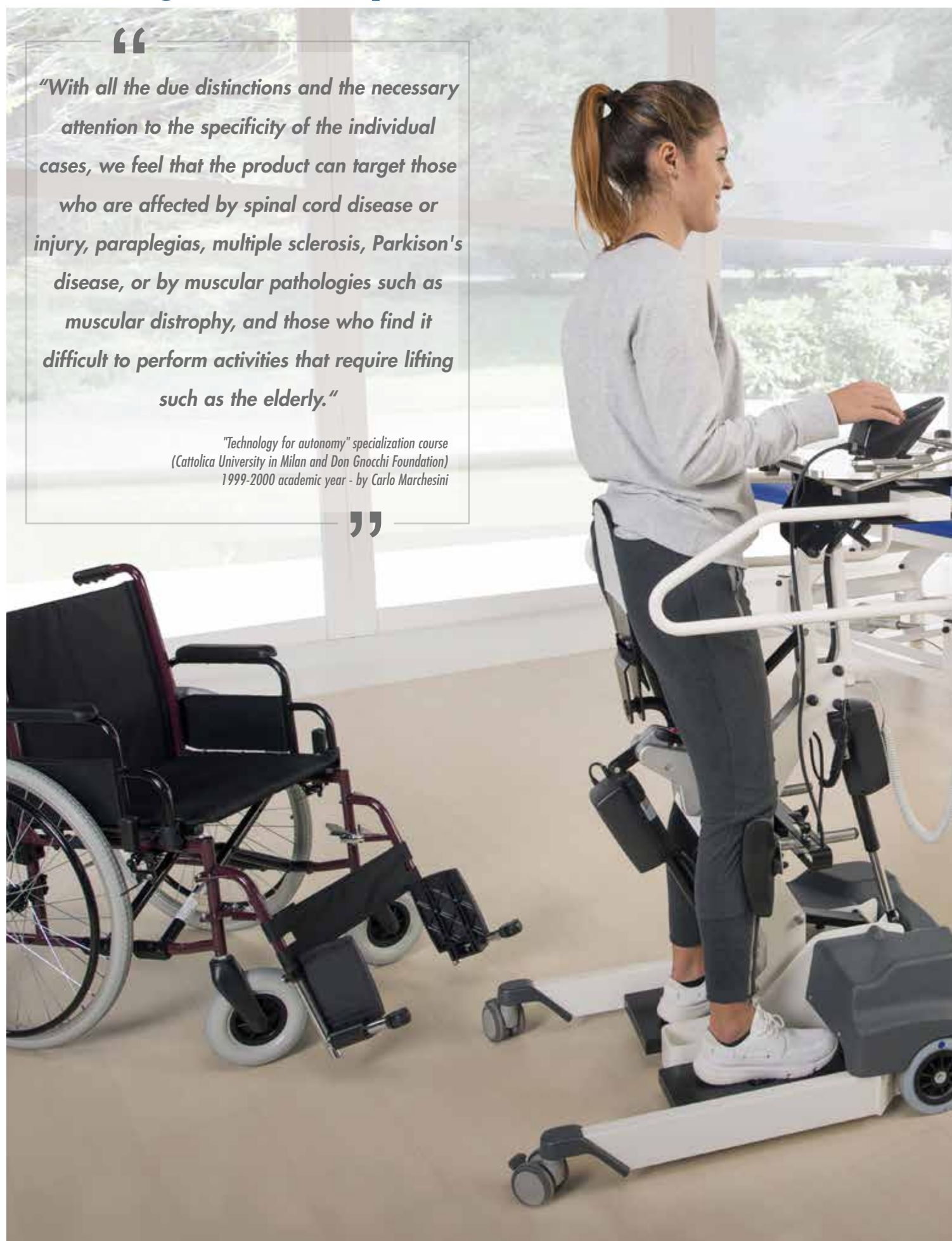
|   |           |
|---|-----------|
| <b>1. Introduction</b>                      | <b>04</b> |
| <b>2. Configured models</b>                 | <b>06</b> |
| 2.1 Struzzo™, for independent life          | 06        |
| 2.2 Easy UP, with dynamic upper frame       | 08        |
| 2.3 Stand UP, for different assistive needs | 12        |
| <b>3. Configuration options</b>             | <b>17</b> |
| 3.1 Foot plates                             | 20        |
| 3.2 Knee supports                           | 21        |
| 3.3 Lifting support                         | 22        |
| 3.4 Handles                                 | 23        |
| 3.5 Service tray                            | 24        |
| <b>4. Accessories</b>                       | <b>27</b> |
| 4.1 For the lower limbs                     | 28        |
| 4.2 For the upper body                      | 30        |
| 4.3 To move Struzzo™ away                   | 38        |
| <b>5. Adjustments and technical data</b>    | <b>39</b> |
| <b>6. Appendixes</b>                        | <b>49</b> |
| 6.1 Therapeutic indications                 | 50        |
| 6.2 The origins                             | 52        |
| 6.3 What our expert says                    | 54        |
| 6.4 Some testimonials                       | 56        |

“

*“With all the due distinctions and the necessary attention to the specificity of the individual cases, we feel that the product can target those who are affected by spinal cord disease or injury, paraplegias, multiple sclerosis, Parkinson's disease, or by muscular pathologies such as muscular dystrophy, and those who find it difficult to perform activities that require lifting such as the elderly.”*

*“Technology for autonomy” specialization course  
(Cattolica University in Milan and Don Gnocchi Foundation)  
1999-2000 academic year - by Carlo Marchesini*

”



**Struzzo**  
*for independent life*

8



Our standing devices feature by a special seat supporting you during the lifting.

The concept was invented by a person, a friend with special needs. During the lifting it leaves a great freedom of movement.

Then when user is in standing can also move in total autonomy for a more independent life with the top of the range model.

## STRUZZO 500 RC

This device enables the user to assume and maintain an extreme upright position, and to move around indoor autonomously for a more independent life at home or at work. So a joystick unit allows the user to move around without assistance.

It's indicated for users who have sufficient control over one hand movement to achieve performances and sensations of being more independent: the pleasure of moving at a fast pace while holding an upright position, of having the same access to high shelves as anyone and only a little less agility when through narrow passages.

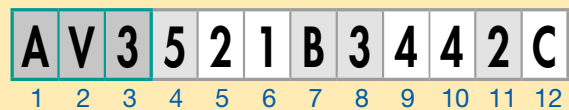

The end user is lifted into a standing position by means of a battery-powered electric actuator operated by hand control. The device is equipped with a touch-sensor to stop the lifting sequence at any time.

He is also assisted by the handles-thoracic support group and tray from the beginning of the lifting. That means the dynamic upper frame goes down when the user has still to transfer himself onto the standing device, and it looks like to come to take him up before the lifting. So this can also make easier the access operations, in particular if the user has not a good trunk control or his health conditions could become worse.

Several adjustments without tools ensure the aid can be adapted to the user's morphological characteristics. In particular, the main frame along with the knees, hand and trunk supports are simultaneously adjustable in height with a second electric actuator by avoiding any efforts for the caregiver.

This version is with the remote control so that the user can move the assistive device away and park it a bit far from him, where for instance it's of less disturbance. Then the user can always call back the device when he wants to stand up and transfer himself again independently.

Dimensions: 90 x 60 x 85 ÷ 127 h cm; Weight: 70 kg.



Some options are available in correspondence to the code positions above highlighted in white.

### OPTIONAL ACCESSORIES

#### FOR LOWER LIMBS

|        |                       |
|--------|-----------------------|
| AC0686 | ADJUSTABLE HEELREST 1 |
| AC1303 | FOOT STRAPS           |
| AC1271 | PADDED KNEE SUPPORTS  |
| AC1308 | INGUINAL PADDING      |
| AC0014 | LEG STRAPS            |

#### FOR UPPER BODY

|           |                             |
|-----------|-----------------------------|
| AC0691    | ADJUSTABLE SHORT SEAT       |
| AC0543    | SHORT SEAT PADDING          |
| AC0544    | LONG SEAT PADDING           |
| AC0048    | SHAPED POCKET FOR LONG SEAT |
| AC0871    | TOILET SEAT                 |
| AC0049    | LATERAL SUPPORTS            |
| AC1124    | POCKET FOR OBJECTS          |
| AC1216    | TRUNK SUPPORT               |
| AC0783    | BACK STRAP                  |
| 01608     | HAND GRIP                   |
| AC0766.WR | SERVICE TRAY PADDING - S    |
| AC0765    | MEDIUM ABS TRAY             |

#### FOR MOBILITY

|        |                        |
|--------|------------------------|
| AC1305 | STRUZZO REMOTE CONTROL |
|--------|------------------------|

### TECHNICAL DATA

|   |                            | 500 RC | 500 RCR |
|---|----------------------------|--------|---------|
| <b>CONFIGURED OPTIONS</b>               |                            |        |         |
| Foot boards                             | metal, adjustable in depth | •      | •       |
| Knee supports type                      | anatomical, adjustable     | •      | •       |
| Upper frame (during the lifting)        | with dynamic geometry      | •      | •       |
| Short handles                           | adjustable in width        | •      | •       |
| Service tray                            | small size, in plexiglass  | •      | •       |
| <b>KEY FEATURES</b>                     |                            |        |         |
| Frame height adjustment                 | electric, by hand control  | •      | •       |
| Lifting and type of support             | electric, with long seat   | •      | •       |
| Standing device transfer                | independent, by joystick   | •      | •       |
| To move the assistive device away       | by remote control          | •      | AC1305  |
| Front traction wheels / rear wheels     | Ø 15 cm / Ø 7.5 cm         | •      | •       |
| User height                             | 140 ÷ 200 cm               | •      | •       |
| Safe working load                       | 140 kg                     | •      | •       |
| <b>ELECTRIC PARTS</b>                   |                            |        |         |
| Power supply (8-10 hours charging time) | by batteries               | •      | •       |
| Anti-crushing safety system             | included                   | •      | •       |



## STRUZZO 500 RCR

This Struzzo™ version is almost the same of model named Struzzo 500 RC except for the remote control that the end user can buy later as an accessory code AC1305.



Struzzo™  
remote control



|   |   |   |   |   |   |   |   |   |    |    |    |
|---|---|---|---|---|---|---|---|---|----|----|----|
| A | V | 3 | 4 | 2 | 1 | B | 3 | 4 | 4  | 2  | C  |
| 1 | 2 | 3 | 4 | 5 | 6 | 7 | 8 | 9 | 10 | 11 | 12 |

Some options are available in correspondence to the code positions above highlighted in white.



## EASY UP 200

This assistive device enables the user to assume and maintain an extreme upright position, and to move indoor with help by a caregiver.

It's indicated for users who can need more support during the lifting and / or suffer if their hips and knees are overloaded; so this device also reduces the caregiver work.

The end user is lifted into a standing position by means of a battery powered electric actuator operated by hand control. The device is equipped with a touch-sensor to stop the lifting sequence at any time.

He is also assisted by the handles-thoracic support group and tray from the beginning of the lifting. That means the dynamic upper frame goes down when the user has still to transfer himself onto the standing device, and it looks like to come to take him up before the lifting. This can also make easier the access operations, in particular if the user has not a good trunk control or his health conditions could worse.

Several adjustments without tools ensure the aid can be adapted to the user's morphological characteristics. In particular, the main frame along with the knees, hand and trunk supports are simultaneously adjustable in height with a second electric actuator by avoiding any efforts for the caregiver.

In particular for better lateral stabilization the long side handles are adjustable in width and can be integrated with padded elements as accessory. The seat is adjustable in depth and can pull out. The device is fitted with a wide service tray adjustable in tilt. The seat and service tray can also be padded.

Alternative model is the EASY UP 100 featured by a servo-assisted gas-spring system for the frame height adjustment.

Dimensions: 103.5 x 75 x 85 ÷ 127 h cm; Weight: 53 kg.



**A V 3 1 2 1 B 3 4 5 2 G**  
 1 2 3 4 5 6 7 8 9 10 11 12

Some options are available in correspondence to the code positions above highlighted in white.

### OPTIONAL ACCESSORIES

#### FOR LOWER LIMBS

- AC0686 ADJUSTABLE HEELREST 1
- AC1303 FOOT STRAPS
- AC1271 PADDED KNEE SUPPORTS
- AC1308 INGUINAL PADDING
- AC0014 LEG STRAPS

#### FOR UPPER BODY

- AC0691 ADJUSTABLE SHORT SEAT
- AC0543 SHORT SEAT PADDING
- AC0544 LONG SEAT PADDING
- AC0048 SHAPED POCKET FOR LONG SEAT
- AC0871 TOILET SEAT
- AC0702 ADJUSTABLE LATERAL SUPPORTS
- AC1124 POCKET FOR OBJECTS
- AC1216 TRUNK SUPPORT
- AC0783 BACK STRAP
- 01608 HAND GRIP
- AC0767.WR SERVICE TRAY PADDING - L
- AC0764 LARGE ABS TRAY

### TECHNICAL DATA

#### CONFIGURED OPTIONS

|                                  |                            |
|----------------------------------|----------------------------|
| Foot boards                      | metal, adjustable in depth |
| Knee supports type               | anatomical, adjustable     |
| Upper frame (during the lifting) | with dynamic geometry      |
| Long handles                     | adjustable in width        |
| Service tray                     | large size, plexiglass     |

#### KEY FEATURES

|                               |                           |
|-------------------------------|---------------------------|
| Frame height adjustment       | electric, by hand control |
| Lifting and type of support   | electric, with long seat  |
| Standing device transfer      | assisted by caregiver     |
| Wheels with individual brakes | Ø 7.5 cm                  |
| User height                   | 140 ÷ 200 cm              |
| Safe working load             | 140 kg                    |

#### ELECTRIC PARTS

|  |              |
|--|--------------|
| Power supply (6 - 8 hours charging time) | by batteries |
| Anti-crushing safety system              | included     |





## IT REACHES YOU AT THE SAME HEIGHT

When the person is in a sitting position, the seat can approach and align perfectly horizontally when pushed by the assistant if the version is not motorized. Consequently, the person is facilitated in the transfer on the device when the seat is aligned to the starting seat.

Our standing devices can be meant as "sit-to-stand" lifters to also transferring of the person in sitting or intermediate position.



## EASY UP 100

This assistive device enables the user to assume and maintain an extreme upright position, and to move indoor with help by a caregiver.

It's indicated for users who can need more support during the lifting and / or suffer if their hips and knees are overloaded; so this device also reduces the caregiver work.

The end user is lifted into a standing position by means of a battery-powered electric actuator operated by hand control. The device is equipped with a touch-sensor to stop the lifting sequence at any time.

He is also assisted by the handles-thoracic support group and tray from the beginning of the lifting. That means the dynamic upper frame goes down when the user has still to transfer himself onto the standing device, and it looks like to come to take him up before the lifting. This can also make easier the access operations, in particular if the user has not a good trunk control or his health conditions could worsen.

Several adjustments without tools ensure the aid can be adapted to the user's morphological characteristics. In particular, the main frame along with the knees, hand and trunk supports are simultaneously adjustable in height by means of a servo-assisted gas spring system by facilitating and reducing caregiver effort.

For better lateral stabilization the long side handles are adjustable in width and can be integrated with padded elements as accessory. The seat is adjustable in depth and can pull out. The device is fitted with a wide service tray adjustable in tilt. The seat and service tray can also be padded.

Alternative is the EASY UP 200 model featured by a second electric actuator to adjusting the main frame in height instead of a servo-assisted gas spring system.

Dimensions: 103.5 x 75 x 85 ÷ 127 h cm; Weight: 53 kg.



|   |   |   |   |   |   |   |   |   |    |    |    |
|---|---|---|---|---|---|---|---|---|----|----|----|
| A | V | 3 | 1 | 2 | 1 | A | 3 | 4 | 5  | 2  | G  |
| 1 | 2 | 3 | 4 | 5 | 6 | 7 | 8 | 9 | 10 | 11 | 12 |

Some options are available in correspondence to the code positions above highlighted in white.

### OPTIONAL ACCESSORIES

#### FOR LOWER LIMBS

|        |                       |
|--------|-----------------------|
| AC0686 | ADJUSTABLE HEELREST 1 |
| AC1303 | FOOT STRAPS           |
| AC1271 | PADDED KNEE SUPPORTS  |
| AC1308 | INGUINAL PADDING      |
| AC0014 | LEG STRAPS            |

#### FOR UPPER BODY

|           |                             |
|-----------|-----------------------------|
| AC0691    | ADJUSTABLE SHORT SEAT       |
| AC0543    | SHORT SEAT PADDING          |
| AC0544    | LONG SEAT PADDING           |
| AC0048    | SHAPED POCKET FOR LONG SEAT |
| AC0871    | TOILET SEAT                 |
| AC0702    | ADJUSTABLE LATERAL SUPPORTS |
| AC1124    | POCKET FOR OBJECTS          |
| AC1216    | TRUNK SUPPORT               |
| AC0783    | BACK STRAP                  |
| 01608     | HAND GRIP                   |
| AC0767.WR | SERVICE TRAY PADDING - L    |
| AC0764    | LARGE ABS TRAY              |

### TECHNICAL DATA

#### CONFIGURED OPTIONS

|                                  |                            |
|----------------------------------|----------------------------|
| Foot boards                      | metal, adjustable in depth |
| Knee supports type               | anatomical, adjustable     |
| Upper frame (during the lifting) | with dynamic geometry      |
| Long handles                     | adjustable in width        |
| Service tray                     | large size, plexiglass     |

#### KEY FEATURES

|                               |                          |
|-------------------------------|--------------------------|
| Frame height adjustment       | by gas spring            |
| Lifting and type of support   | electric, with long seat |
| Standing device transfer      | assisted by caregiver    |
| Wheels with individual brakes | Ø 7.5 cm                 |
| User height                   | 140 ÷ 200 cm             |
| Safe working load             | 140 kg                   |

#### ELECTRIC PARTS

|  |              |
|--|--------------|
| Power supply (6 - 8 hours charging time) | by batteries |
| Anti-crushing safety system              | included     |



#### NO COMPRESSION FORCE ON KNEES AND HIPS

*“Traditional standing devices with slings apply a compression force on the femur axis at the beginning of the lift maneuver: this means that knees and hips are loaded while they are flexing, i.e. in a position that is not ideal for the load. That is why applying a load is unsuitable or even dangerous for people with osteoarthritis of the knees and hips, those with consequences of a hip fracture, those with severe femoral osteoporosis and those who have undergone replacement hip operations (sometimes prone to dislocation). The standing aid with seat completely removes this compression force and is therefore particularly safe and comfortable.”*



**Dr. Paolo Rispoli**  
Physiatrist in Venice  
Excerpt from report - Italy 2010

## STAND UP 300

This assistive device enables the user to assume and maintain an extreme upright position, and to move indoor with help by a caregiver or relative. It's indicated for users who are able to transfer themselves unaided from their wheelchair or another sitting position to the seat of the standing aid. The end user is lifted into a standing position by means of a servo-assisted gas spring system operated by ergonomic lever applied to one long side handle. The gas spring provides a gentle push that integrates the one from the user. The same mechanism safely supports the user, who can stop and rest at any intermediate position before completing the lifting.

The adjustable long side handles can be helpful for lateral restraint during the lifting, and at first stage they can be a worth support for user transfer onto the device.

Several adjustments without tools ensure the aid can be adapted to the user's morphological characteristics. In particular, the main frame along with the knees, hand and trunk supports are simultaneously adjustable in height by means of a servo-assisted gas spring system by facilitating and reducing caregiver effort.

For better lateral stabilization the long side handles are adjustable in width and can be integrated with padded elements as accessory. The seat is adjustable in depth and can pull out. The device is fitted with a wide service tray adjustable in tilt. The seat and service tray can also be padded.

This model can represent a good compromise between a manual lifting version like the STAND UP 500 model and a totally assisted lifting version that's the STAND UP 200 or STAND UP 100 models.

Dimensions: 103.5 x 75 x 98 ÷ 146 h cm; Weight: 58 kg.



**A V 3 1 2 1 A 2 4 5 4 G**  
 1 2 3 4 5 6 7 8 9 10 11 12

Some options are available in correspondence to the code positions above highlighted in white.

### OPTIONAL ACCESSORIES

#### FOR LOWER LIMBS

- AC0686 ADJUSTABLE HEELREST 1
- AC1303 FOOT STRAPS
- AC1271 PADDED KNEE SUPPORTS
- AC1308 INGUINAL PADDING
- AC0014 LEG STRAPS

#### FOR UPPER BODY

- AC0691 ADJUSTABLE SHORT SEAT
- AC0543 SHORT SEAT PADDING
- AC0544 LONG SEAT PADDING
- AC0048 SHAPED POCKET FOR LONG SEAT
- AC0871 TOILET SEAT
- AC0702 ADJUSTABLE LATERAL SUPPORTS
- AC1124 POCKET FOR OBJECTS
- AC1216 TRUNK SUPPORT
- AC0783 BACK STRAP
- 01608 HAND GRIP
- AC0767.WR SERVICE TRAY PADDING - L
- AC0764 LARGE ABS TRAY

### TECHNICAL DATA

#### CONFIGURED OPTIONS

|                    |                            |
|--------------------|----------------------------|
| Foot boards        | metal, adjustable in depth |
| Knee supports type | anatomical, adjustable     |
| Upper frame        | at fixed pre-set height    |
| Long handles       | adjustable in width        |
| Service tray       | large size, plexiglass     |

#### KEY FEATURES

|                               |                               |
|-------------------------------|-------------------------------|
| Frame height adjustment       | by gas spring                 |
| Lifting and type of support   | by gas spring, with long seat |
| Standing device transfer      | assisted by caregiver         |
| Wheels with individual brakes | Ø 7.5 cm                      |
| User height                   | 140 ÷ 200 cm                  |
| Safe working load             | 140 kg                        |



#### FOR EASIER ACCESSIBILITY

If the person is stable but unable to transfer unaided from the wheelchair onto the long seat, a shaped pocket can be used. This special pocket can be an essential accessory if we want the user to have all the benefits of lifting with a seat, avoiding the initial difficulty of the problem that is transferring onto the standing frame. The user may be with reduced strength but careful and sufficiently coordinated.



## STAND UP 400

This assistive device with harness enables the user to assume and maintain an extreme upright position, and to move indoor with help by a caregiver. It can be used by those who can not cooperate or are unstable when sitting, even when leaning on the handles with both hands.

The end user is lifted into a standing position by means of a battery-powered electric actuator operated by hand control, and a special sling. The geometry of the lifting forces minimizes the load on the knees and hips – often frail in elderly people. The device is equipped with a touch-sensor to stop the lifting sequence at any time.

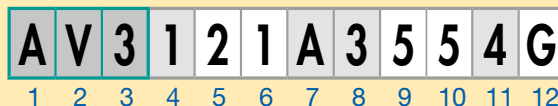

The adjustable long side handles can be helpful for lateral restraint during the lifting, and at first stage they can be a worth support for user transfer onto the device.

Several adjustments without tools ensure the aid can be adapted to the user's morphological characteristics. In particular, the main frame along with the knees, hand and trunk supports are simultaneously adjustable in height by means of a servo-assisted gas spring system by facilitating and reducing caregiver effort.

For better lateral stabilization the long side handles are adjustable in width and can be integrated with padded elements as accessory. The special shape sling with clips is made of anti-slip material and can be easily put on the patient. The device is fitted with a wide service tray adjustable in tilt, and that can be padded.

Other models of the STAND UP series are available as alternative to this model when instead it is used a special seat for end user who is able to cooperate.

Dimensions: 103.5 x 75 x 98 ÷ 146 h cm; Weight: 64 kg.



Some options are available in correspondence to the code positions above highlighted in white.

### OPTIONAL ACCESSORIES

#### FOR LOWER LIMBS

|        |                       |
|--------|-----------------------|
| AC0686 | ADJUSTABLE HEELREST 1 |
| AC1303 | FOOT STRAPS           |
| AC1271 | PADDED KNEE SUPPORTS  |
| AC0014 | LEG STRAPS            |

#### FOR UPPER BODY

|           |                             |
|-----------|-----------------------------|
| AC0702    | ADJUSTABLE LATERAL SUPPORTS |
| AC1124    | POCKET FOR OBJECTS          |
| AC1216    | TRUNK SUPPORT               |
| 01608     | HAND GRIP                   |
| AC0767.WR | SERVICE TRAY PADDING - L    |
| AC0764    | LARGE ABS TRAY              |

### TECHNICAL DATA

#### CONFIGURED OPTIONS

|                    |                            |
|--------------------|----------------------------|
| Foot boards        | metal, adjustable in depth |
| Knee supports type | anatomical, adjustable     |
| Upper frame        | at fixed pre-set height    |
| Long handles       | adjustable in width        |
| Service tray       | large size, plexiglass     |

#### KEY FEATURES

|                               |                       |
|-------------------------------|-----------------------|
| Frame height adjustment       | by gas spring         |
| Lifting and type of support   | electric, with sling  |
| Standing device transfer      | assisted by caregiver |
| Wheels with individual brakes | Ø 7.5 cm              |
| User height                   | 140 ÷ 200 cm          |
| Safe working load             | 140 kg                |

#### ELECTRIC PARTS

|  |              |
|--|--------------|
| Power supply (6 - 8 hours charging time) | by batteries |
| Anti-crushing safety system              | included     |



### THE LIFTING GEOMETRY WITH SLING

Traditional standing frames with sling may apply an oblique traction during the lift that creates a high compression on the user's femur and hip.

Our sling lifting system has a variable geometry that ensures a relatively low compression on knee and hip joints.

### SPECIAL SLING WITH CLIPS

The special sling supplied with the standing device is featured by an outer pocket that makes easier its positioning under the buttocks of the patient by the caregiver. This sling is applied to the mobile lifting arms of the device. The system eliminates the possible problem of transferring from the wheelchair onto the aid. In this situation the user can be completely passive. It could need a further support by the assistant as well while moving upwards.



## STAND UP 500

This assistive device enables the user to assume and maintain an extreme upright position, and to move indoor assisted by a caregiver or relative.

Users who are able to transfer themselves from their wheelchair or other sitting position to the standing aid and to lift themselves up unaided can use this classic manual model. It can be recommended anyhow a surveillance or if needed an assistance by caregiver or relative.

The end user can grip the long side handles and the tray edges to lift himself up. If the user is unable to bring himself to a standing position, then he must be helped by one or more caregivers depending on his body weight. Help is needed to close the back support (only few users are able to perform this operation by themselves). The long side handles can be helpful at first stage to support the user in the transferring onto the footplates, and then for guaranteeing a safe condition during the lifting.

A series of adjustments without tools ensure the aid can be adapted to the user's morphological characteristics. In particular, the main frame along with the knees, hand and trunk supports are easily adjustable to the user's height by means of a gas spring to facilitate and reduce the caregiver efforts.

For better stabilization at trunk and hips level the long side handles can be adjusted in width and integrated with padded elements as accessory. The device is fitted with a wide service tray adjustable in tilt which can also be padded (please see accessories).

As alternative the STAND UP 300 model offer a gentle push by gas spring under the special seat, that can integrate the manual action of the user. This mechanism safely supports the user, who can stop and rest at any intermediate position before completing the lifting instead of what happens with this manual version.

Dimensions: 103.5 x 75 x 98 ÷ 146 h cm; Weight: 50 kg.



**A V 3 1 2 1 A 0 1 1 3 G**  
 1 2 3 4 5 6 7 8 9 10 11 12

Some options are available in correspondence to the code positions above highlighted in white.

### OPTIONAL ACCESSORIES

#### FOR LOWER LIMBS

- AC0686 ADJUSTABLE HEELREST 1
- AC1303 FOOT STRAPS
- AC1271 PADDED KNEE SUPPORTS
- AC0014 LEG STRAPS

#### FOR UPPER BODY

- AC1124 POCKET FOR OBJECTS
- AC0783 BACK STRAP
- 01608 HAND GRIP
- AC0767.WR SERVICE TRAY PADDING - L
- AC0764 LARGE ABS TRAY



### TECHNICAL DATA

#### CONFIGURED OPTIONS

|                    |                            |
|--------------------|----------------------------|
| Foot boards        | metal, adjustable in depth |
| Knee supports type | anatomical, adjustable     |
| Upper frame        | at fixed pre-set height    |
| Long handles       | at fixed width             |
| Service tray       | large size, plexiglass     |

#### KEY FEATURES

|                               |                       |
|-------------------------------|-----------------------|
| Frame height adjustment       | by gas spring         |
| Lifting and type of support   | manual                |
| Standing device transfer      | assisted by caregiver |
| Wheels with individual brakes | Ø 7.5 cm              |
| User height                   | 140 ÷ 200 cm          |
| Safe working load             | 140 kg                |



# Configuration options



# Configuration options

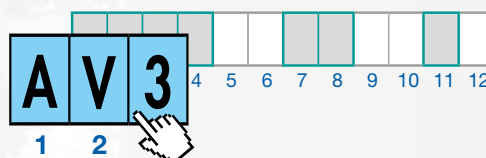
The contact and support points when the user is in an upright position on our standing device are reason for continuous attention and research by our team, to offer ever greater comfort and adaptability to the specific needs.

At this aim some configuration options are available for the foot plates, for the knee supports, for the side handles, for the seat type and for the service surface.



The model shown in this picture named EASY UP 200 unit is configured with a large service table in white polyethylene (code AV3 121 B34 52G). Instead all the equipment and the occupational therapy mobile station belong to our project called TEOREMA.

Each position of the product code has its own specific meaning. In case of interest in one or more available options is required to make the choice when you order.



CODE POSITION 5

### The foot plates

- 1** Wooden
- 2** Metal

CODE POSITION 6

### The knee supports

- 1** Anatomic
- 2** Padded

CODE POSITION 9

### The lifting support

- 3** Short seat
- 4** Long seat
- 5** For toilet

CODE POSITION 10

### The handles

- 4** Short handles
- 5** Long handles

CODE POSITION 12

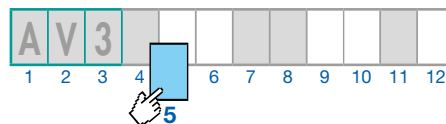
### The service tray

- A** Wooden, small
- E** Wooden, large
- B** In polyethylene, small
- F** In polyethylene, large
- C** In plexiglas, small
- G** In plexiglas, large



# Configuration options

## The foot plates



The user is typically in a sitting starting position and moves his or her feet on the foot plates of the standing device, autonomously or assisted by the operator.



### 1 Wooden foot plate

The wooden foot plate offers greater comfort when the user wishes to place his feet on it without shoes. In this case we suggest at least anti-slip socks.

This kind of footplate also allows to apply wedges and special supports by specialized operators like orthopedic technicians. Heel rests and straps are also applicable as standard accessories for further stabilization. Dimensions (LxWxH): 49.5 x 41 x 1 h cm; Weight: 4 kg.



### 2 Metal foot plates

Accessibility to the equipment can be facilitated by the possible depth adjustment of the metal foot plates. These foot plates in metal are adjustable in depth up to 10 cm.

Heel rests and straps are also applicable as standard accessories for further stabilization. Dimensions (LxWxH): 38 x 20 x 2.5 h cm; Weight: 5.5 kg.

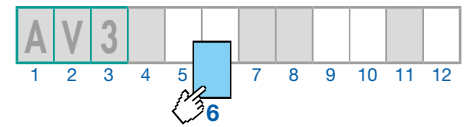


### FOR A BETTER FEET STABILIZATION


To the wooden or metal platforms there are available applicable heel stops, which may be indispensable for the therapeutic goal of stabilization of the user in an upright posture. In particular, the heel stops can avoid involuntary movements of the user with the feet sliding backwards.

In addition, the heel stops are designed for use also with straps that ensure further safety containment. See the accessories available for the lower limbs.

## The knee supports



The knee supports are an important point of contact, support and partial weight relief of the user during lifting.



### 1 Anatomic knee supports

These supports are made of polyurethane foam, shaped and anatomical. They are adjustable in height, width, depth and in rotation. Height adjustment takes place simultaneously with the regulation of the entire frame. There is also the possibility of adjustment in height of local supports. It is then possible to apply stabilization straps to prevent cases of knee hyperextension. Dimensions (LxWxH): 31 x 50 x 16 h cm; Weight: 3 kg.



### 2 Padded knee supports

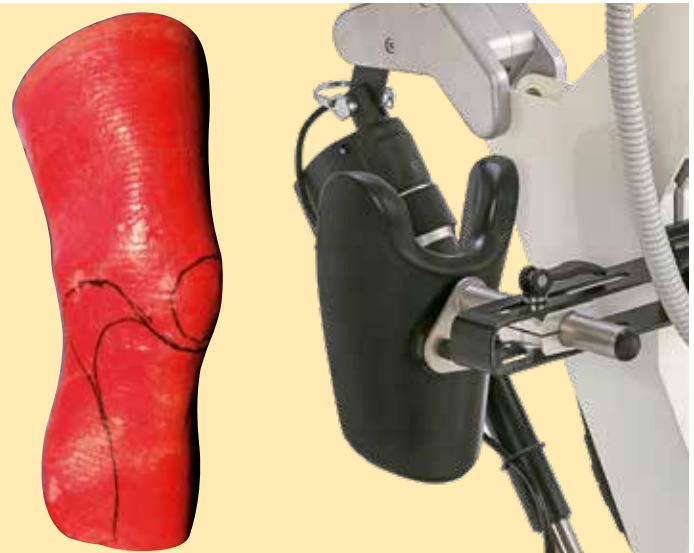
These are soft supports, padded with foam. They are adjustable in height, width, depth. Height adjustment takes place simultaneously with the regulation of the whole frame and also locally. It is then possible to apply stabilization straps to prevent cases of knee hyperextension. Dimensions (LxWxH): 31 x 55 x 16 h cm; Weight: 4.2 kg.

## THE ORIGIN OF ANATOMICAL SUPPORTS

This type of knee support comes from a real cast plaster of a user. He was feeling pain at this level with other type of support; this spurred the design of a different, more anatomical solution.

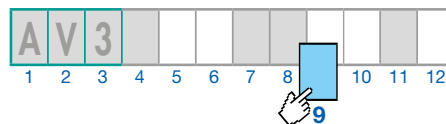
These partially enveloping anatomical supports invite to a clear sub-patellar positioning. They leave complete freedom of movement at the knee joint during all the phases of verticalization in an upright posture.

In case of pain on contact, even for a possible subsequent worsening due to swelling in the legs, these anatomical supports can be replaced with softer ones, or already be expected in the initial product configuration.



# Configuration options

## The lifting supports

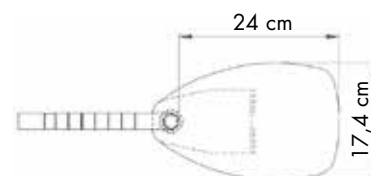


We present a special support seat with an underlying thrust generated by an electric actuator or gas spring. This solution drastically reduces the pressure on the user's hips and knees during the verticalization. The seat also guarantees adequate rear safety containment.



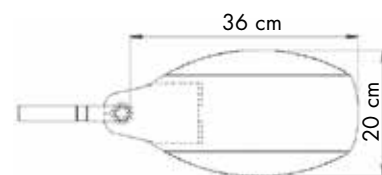
### 3 Short seat

The seat is made of stainless steel, and is applicable by means of a locking system. This type of seat is indicated when the user knows how to transfer with little help from the wheelchair to the standing device. It is adjustable by 90° with respect to the pivot point of the knee. Dimensions (LxWxH): 52.4 x 17.4 x 14.2 h cm; Weight: 4.9 kg.



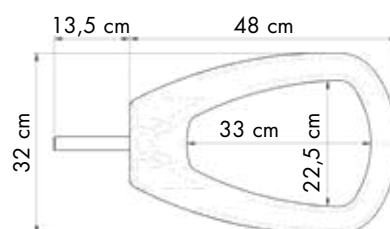
### 4 Long seat

The seat is made of stainless steel, and is applicable by means of a locking system. The elongated shape of the seat can help accessibility to the standing device. Also if the person is not able to move onto the seat, the "shaped pocket" accessory will provide suitable help. The seat is adjustable by 90° with respect to the pivot point of the knee. Dimensions (LxWxH): 57.8 x 20.2 x 14.2 h cm; Weight: 5.5 kg.

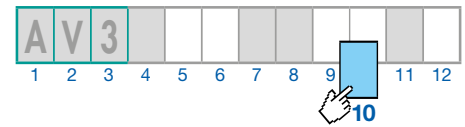


### 5 Toilet seat

The seat is in fiberglass, and is applicable by means of a locking system. It saves time by avoiding relocation for using the toilet. It is adjustable by 90° with respect to the pivot point of the knee. Dimensions (LxWxH): 61.7 x 32.2 x 18 h cm; Weight: 2.8 kg.



## The handles



The side handles have a containment and safety function for the user, and can also be a valid support during the various phases of lifting.



### 4 Short handles

These handles are shortened in length to be less bulky. They are independently adjustable in width. They can be rotated and reversed in position to provide a greater containment and support for the trunk and the upper limbs.

Dimensions (LxH): 65.5 x 23 h cm; Weight: 5.4 kg.



### 5 Long handles

The elongated type handles can be very useful, already in the transfer phase on the standing device, because they allow the user to lean on with his forearms. They are independently adjustable in width. They allow an excellent pelvic level stabilization.

Dimensions (LxH): 80.2 x 23 h cm; Weight: 5.8 kg.



### FOR GREATER STABILIZATION

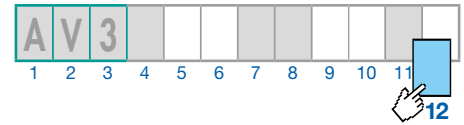
All our standing models have handles adjustable in width, and this feature also offers the opportunity to better stabilize the user at the pelvis level.

In this case, soft supports can also be applied to the handles for a more comfortable contact with the user.

To this is added, finally, also the possible rotation of 180° with inversion of position of the handles to offer a stabilization of the user at the upper level of the trunk. This can be an advantage especially for people who are 190 ÷ 200 cm tall.

# Configuration options

## The service tray



The service tray is shaped with rounded edges. It can therefore also perform an important function of support and grip during lifting.



### **A** Wooden service tray - small

Service tray in birch plywood with matt and transparent varnish. This type of material may be preferred if the standing unit is intended for home use. The service tray is tiltable in four different positions and up to 20° in positive. Various accessories are applicable.

Dimensions (LxWxH): 60 x 34 x 1.2 h cm; Weight: 1.4 kg.



### **B** Polyethylene service tray - small

Service tray in high-density polyethylene, antibacterial. It is suitable for use in a hospital environment where sanitation conditions with solutions up to 70% alcohol are required. The service tray is tiltable in four different positions and up to 20° in positive. Various accessories are applicable.

Dimensions (LxWxH): 60 x 34 x 1.2 h cm; Weight: 2 kg.



### **C** Plexiglas service tray - small

Service tray in transparent Plexiglas can be really beneficial for the user to see his own feet.

The service tray is tiltable in four different positions and up to 20° in positive. Various accessories are applicable.

Dimensions (LxWxH): 60 x 34 x 1.2 h cm; Weight: 2.4 kg.





## **E** Wooden service tray - large

Service tray in birch plywood with matt and transparent varnish. This type of material may be preferred if the standing unit is intended for home use. The service tray is tiltable in four different positions and up to 20° in positive. Various accessories are applicable.

Dimensions (LxWxH): 68 x 43 x 1.2 h cm; Weight: 2.1 kg.



## **F** Polyethylene service tray - large

Service tray in high-density polyethylene, antibacterial. It is suitable for use in a hospital environment where sanitation conditions with solutions up to 70% alcohol are required. The service tray is tiltable in four different positions and up to 20° in positive. Various accessories are applicable.

Dimensions (LxWxH): 68 x 43 x 1.2 h cm; Weight: 3 kg.



## **G** Plexiglas service tray - large

Service tray in transparent Plexiglas can be really beneficial for the user to see his own feet.

The service tray is tiltable in four different positions and up to 20° in positive. Various accessories are applicable.

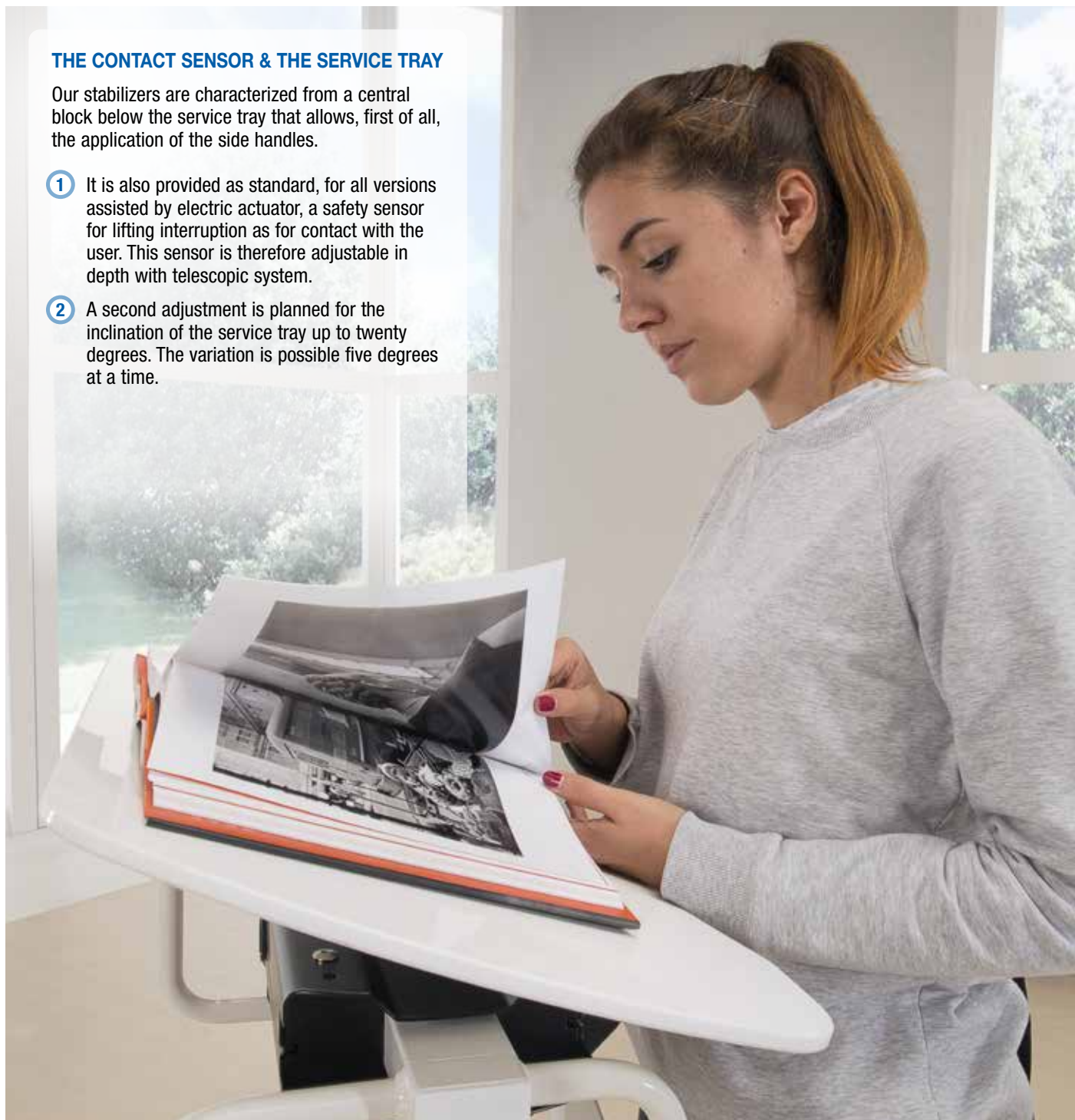
Dimensions (LxWxH): 68 x 43 x 1.2 h cm; Weight: 3.6 kg.

# Configuration options

## THE CONTACT SENSOR & THE SERVICE TRAY

Our stabilizers are characterized from a central block below the service tray that allows, first of all, the application of the side handles.

- ① It is also provided as standard, for all versions assisted by electric actuator, a safety sensor for lifting interruption as for contact with the user. This sensor is therefore adjustable in depth with telescopic system.
- ② A second adjustment is planned for the inclination of the service tray up to twenty degrees. The variation is possible five degrees at a time.




# Accessories

The design commitment goes towards an ever greater comfort and assistance in safety of the user. In this sense, in addition to the options, it is also possible to choose accessories that personalize the equipment, and which can also be purchased later.



## FOR THE LOWER LIMBS

It may be important to have a rear reference for the feet when the user is on the standing device. In particular, it may be appropriate to avoid the risk of the feet slipping backwards during lifting or when standing upright.



### AC0686 ADJUSTABLE HEELREST 1

Shaped heel stops applicable to metal foot plates. They have a height of 2.5 cm. Independent adjustment in width up to 9 cm (variation from the center 20.6 to 38.6 cm). They are designed for the application of foot stabilization straps. (pair)



### AC1300 ADJUSTABLE HEEL RESTS 2

These heel rests are applicable to wooden footboard, and they are high 4 cm. They can be applied in two different positions and are adjustable in width and rotation. They are designed to be used also with straps for greater containment. (pair)



### AC1303 FOOT STRAPS

Set of 20 mm high straps with VELCRO system for further stabilization of the feet. These straps must be used with accessory heel rests. The straps application cannot be done by patients themselves, so it requires assistance most of the time. (pair)



## FOR THE LOWER LIMBS

The closed configuration models are offered with anatomical knee support. However in the event of a deterioration of the user's condition, and in particular for greater swelling of the legs, a softer support may be appropriate. The standard color of the upholstered elements is black.



### AC1271 PADDED KNEE SUPPORTS

They are composed of metal frames with shaped padded elements and similar leather upholstery.

They are conceived to be used as an alternative to the anatomical knee supports. They fit into the appropriate main unit predispositions, to be then adjustable in depth, width and height.

The supports are easily adjustable without tools. They can also be used placing left on the right spot and viceversa, so the curvature is on the inside of the knees (pair).



### AC1308 INGUINAL PADDING

The application of this pad is recommended if the patient is at risk of leg abduction coming into contact with the central block. It is therefore possible that immediately in the transfer onto the stabilizer and during lifting, there is pressure on the inside of the patient's knees as a consequence of this contact with the central block, and with possible pain. This padding can be applied with a velcro system. (single piece)



Maintaining an upright posture may require the stabilization of the lower limbs to avoid the risk of uncontrolled movements of the legs, especially in hyperextension.

### AC0014 LEG STRAPS

These are straps applicable to the knee supports to stabilize the legs by means of a VELCRO system. They can be applied regardless of the type of knee support chosen. (pair)

## FOR THE UPPER BODY

### A SPECIAL SEAT FOR DIFFERENT NEEDS

There are three types of seats to support the person during verticalization with our standing devices, suitable for regaining upright posture: the short seat, the long seat, the seat for the toilet.

The main device model chosen must be configured with at least one of these seats, where applicable. In particular, the long seat, can facilitate accessibility and the transfer of the patient to the equipment because it is in a position closer to the latter in the approach phase.

In any case, whatever the chosen seat is, it is inserted with a central locking device and can be replaced by another type. Therefore there's also the possibility of replacing the short or long seat with a special one suitable for use also in the toilet.



#### AC0691 ADJUSTABLE SHORT SEAT

The seat is 24 cm long, adjustable in depth.  
Dimensions: Width 17,4 x Length 24 cm  
Weight: 4,9 kg.



#### AC0690 ADJUSTABLE LONG SEAT

The seat is 36 cm long, adjustable in depth.  
Dimensions: Width 20 x Length 36 cm  
Weight: 5,5 kg.



#### AC0871 TOILET SEAT

The seat is 48 cm long, adjustable in depth.  
Dimensions: Width 32,2 x Length 48 cm  
Weight: 2,8 kg.

### FOR A MORE COMFORTABLE SEAT

The seat padding is breathable thanks to a unique combination of high quality materials, tested and certified.

It offers great flexibility and comfort keeping its shape in time. It's easy to wash and sterilize.

#### AC0543 SHORT SEAT PADDING

It can be applied on the adjustable short seat.

#### AC0544 LONG SEAT PADDING

It can be applied on the adjustable long seat.





## FOR THE UPPER BODY



"My name is Madjid Madouche, suffering from a neurological disease I move around by wheelchair since ten years. I present a deficit in the lower limbs and for some years I have strong disabling pain in the upper limbs, especially the left shoulder with chronic tendinopathy. Following various tests I found out that the pain occurred after the lifting sessions which forced me to raise my arms, and particularly my left arm. I looked for and tried several models of standing frames with electric motor but the efforts required were still too high, either to fix the straps, or to raise and fold the tray which was too bulky and heavy, etc. Could not consider lifting to be independent. It is almost two years that I have been looking for the lifting equipment with the "help" of various French suppliers. Since approximately seven months I have been in direct and serious contact with the CHINESPORT company in Italy, which I came across to the web. This company makes and markets many models of standing frames and many other rehabilitation products. At first, I tried a standing frame called "Struzzo™" equipped with three independent electric motors. The ideal model and the most complete one. In March 2014, I bought the "EASY UP" standing frame of CHINESPORT company, equipped with two independent electric motors. Thus, this device has allowed me to reach a satisfactory lift from all points of views. Perfect lift effortless and unconstrained on the shoulder, with easy and efficient use. Indeed, a long seat makes transfer easier from the base plane onto the device with perfect alignment. There is no pulling effort for the upper nor the lower limbs. I am very pleased with this purchase. I use it several times a day."

Madjid Madouche. May 19, 2014.



### IF THE USER IS PASSIVE AND UNABLE TO ACCESS

#### AC0048 SHAPED POCKET FOR LONG SEAT

The elongated seat is inserted into the shaped pocket placed under the anti-decubitus cushion, thus avoiding the direct transfer of the user onto the seat. It may be advisable that the user is watched or assisted by a carer if he is not strong enough to insert the seat into the shaped pocket.



## FOR THE UPPER BODY

### WHO CAN USE THE TOILET SEAT?

Those with:

- good manual dexterity in both hands/ arms;
- reasonably good upper body mobility;
- good driving skills with Struzzo™;
- being used to living independant;
- having space in the bathroom for manouvering with Struzzo™ and no thresholds to take.

### WHO WILL HAVE DIFFICULTY IN USING THE TOILET SEAT?

People with severe abduction spasmes in the knees.



### INSERTING THE TOILET SEAT IN THREE STEPS



1. Take out the long seat or short seat



2. Place the docking construction in the Struzzo™.



3. Place on top of the docking the toilet seat.



## FOR THE UPPER BODY



Approach the Struzzo™ as usual, having the seat in a horizontal position at the height of the wheelchair seating position. Bring the knees in a wider position, if needed, also put both feet in a wider position on the floor or on the frame of the Struzzo™. Place the toilet seat about 10÷20 cm underneath your upper legs whilst sitting in the wheelchair.



Lean forward to grab the side handles or the handgrips on the tabletop. Move forward onto the toilet seat, by pulling or sliding or wriggling. Place the feet behind the heel cups. Make sure the knee supports are in a supportive position.



Bring the seat with help of the remote control to a standing position. Slightly adjusting your body position, whilst this movement takes place, may be needed. If you can stand up straight, you may do this all the way. If you want to use the seat in half-standing position, is also possible.



For lowering the clothes: lower the T seat a little bit, and lean forward to the frontal support. There should be space of some centimeters now, to lower the clothes (trousers, underwear). Don't lower the clothes to the knees but keep them at the top of the upper legs. (don't lower a dress or skirt, but is better pulled up).



When you are undressed, lower the toilet seat OVER the toilet to the horizontal position. There is space on the toilet seat to move forward or backwards a little bit, in case one needs to make procedures like cleaning, bringing in catheter or bowel drainage.



Having finished the procedure, bring yourself to the standing position again, bring the clothes back up whilst standing. Lean forward to create some space to pull up underwear and trouser and drive to your wheelchair or other place where you want to go by Struzzo™.

## FOR THE UPPER BODY

### FOR MORE LATERAL SUPPORT

#### AC0782 LONG HANDLES

Long handles can be replaced smoothly to the short ones that are, for example, standard in the configuration of the Struzzo™ model. The advantage of long handles is, that they can offer, first of all, more help already in access to the standing device.

These handles come closer together to the user in the approach phase, and the same can therefore support his forearms to leverage them, or, to pull himself to transfer from the wheelchair or another starting position.

Later when lifting, or when already in an upright position, these long handles, adjustable in width, can offer greater pelvic stabilization. See also the lateral supports accessory AC0702. (pair)



#### AC0702 ADJUSTABLE LATERAL SUPPORTS

For greater lateral containment and patient stabilization at pelvis level. It is possible to apply soft supports in polyurethane foam on the long handles. The user can then find a comfortable contact situation with the handles that are adjustable in width.

The polyurethane supports are adjustable in depth and can be easily applied without the need for tools. These supports are made of material, very resistant, shockproof and easy to sanitize. Dimensions: 32 x 6 x 16.5 h cm; Weight: 3.6 kg. (pair)



#### AC0049 LATERAL SUPPORTS

Lateral supports in polyurethane applicable to short handles, having the same characteristics of the supports applicable to the long handles. There is no depth adjustment.

They are designed to offer greater containment and lateral stabilization to the user. In particular they can also represent a valid support for the forearms when the handles come inverted and rotated 180° to support the user at trunk level.

Dimensions: 32 x 6 x 16.5 h cm; Weight: 3.6 kg. (pair)



## FOR THE UPPER BODY

8

### A HAND GRIP TO HELP

#### 01608 HAND GRIP

This handle grip can be very useful to help the user in the active transfer on the aid or to better stabilize, when lifting or when standing. It's an ergonomic handle grip with possibility of free application on the service tray.

On the service tray it's also possible to apply two handle grips on the service tray, if the grip with both hands, allows to the user more autonomy. Dimensions: Ø 12 x 14 h cm; Weight: 0.3kg (single piece)



### ALWAYS SOMETHING AT HAND

#### AC1124 POCKET FOR OBJECTS

This object pocket, in washable fabric, can be applied with a Velcro system to a side handle, regardless of whether the aid is configured with short or long type handles. The pocket therefore consists of seven useful spaces of different sizes, designed to hold magazines, newspapers, mobile phones, remote controls and even a bottle.

The accessory is useful for containing objects, which they serve various occupational activities during the static therapy session in standing posture; it may be also useful for the active Struzzo user. Dimensions: 38 x 10.3 x 35 h cm; Weight: 0.3 kg (single piece)



### AVOID THE RISK OF UNCONTROLLED MOVEMENT

#### AC0783 BACK RESTRAINT SLING

It's possible to apply a back restraint sling when the user has reached the upright position. This can be recommended to prevent the risk of sudden backwards movements of the user with minimal or reduced trunk control. This accessory also needs help of assistant.

The sling is shaped to ensure good support for the user at the lumbar level. It is applied immediately under the service tray and is adjustable in depth. It is available in one universal size. Back support dimensions: 52 x 16 h cm (Strap: 132 x 4 h cm); Weight: 0.2 kg (single piece)



STANDING AND MOBILITY

## FOR THE UPPER BODY



### A FRONT SUPPORT MAY BE ESSENTIAL

Sometimes a front support is essential to allow the user to maintain a correct upright posture. All our standing devices are, therefore, already designed for this type of accessory application.

The point of fixation is immediately under the service tray. It is quickly adjustable in depth by the therapist, without tools.



#### AC1216 TRUNK SUPPORT

This support applies to models that already have a contact sensor system as standard for lifting interruption. It can therefore be applied to all models which have an electrically assisted lifting function. Dimensions: 30 x 38.5 x 26 h cm.



#### AC0693 FRONT SUPPORT

This front support is useful whenever there is not a proper control of the trunk by the user. It is adjustable in depth in seven available pre-set positions up to a maximum of 8.4 cm. The minimum variation is at least 1.2 cm. Dimensions: 30 x 38.5 x 26 h cm.

## FOR THE UPPER BODY



### A PADDING FOR THE SERVICE TRAY

The padding is an accessory that fully covers the service tray and can be easily removed.

Warm and soft to the touch, it makes more comfortable the stay on the standing device for the user. It's made of high density foam and antibacterial imitation leather covering. It's available in light blue as standard colour. This padding is not possible together with the vacuum handgrips.

#### **AC0766.WR** SERVICE TRAY PADDING - S

It fits for service tray in small size.  
Dimensions: 63 cm x 35.5 cm x 4.5 h cm.

#### **AC0767.WR** SERVICE TRAY PADDING - L

It fits for service tray in large size.  
Dimensions: 71 cm x 44.5 cm x 4.5 h cm.

### WHEN RISED EDGES ARE REQUIRED

An additional service tray with raised edges can be put on when the user is standing. It's made in ABS material. It allows to use small things or occupational therapy exercise tools without the risk of the objects falling off the tray, unintended.

#### **AC0765** MEDIUM ABS TRAY

It fits for service tray in small size.  
Dimensions: 60.5 cm x 35 cm x 4 h cm.

#### **AC0764** LARGE ABS TRAY

It fits for service tray in large size.  
Dimensions: 68.5 cm x 44 cm x 4 h cm.



### PATIENT POSITIONING

Cushions come in various sizes, they are elastic and mould easily returning to their original shape. These positioning cushions may be added for more support and comfort. They are covered in a washable, breathable fabric.



**01449** POSTURAL CUSHION 100  
ø 19 x 17 cm

**01450** POSTURAL CUSHION 110  
ø 19 x 31 cm

**01451** POSTURAL CUSHION 120  
ø 25 x 37 cm

**01452** POSTURAL CUSHION 8  
40 x 20 x 13 h cm

**01453** POSTURAL CUSHION 88  
50 x 28 x 13 h cm

**01426** POSTURAL SET  
This set includes 5 cushions, one for each type specified above, and a carry bag to store the items, 33 x 33 x 56 h cm.



## TO MOVE STRUZZO™ AWAY



**AC1305 STRUZZO REMOTE CONTROL**  
This is a set to allow the user to move Struzzo™ unit by a remote control. The accessory therefore allows to transfer and park the aid where is less disturbing, and can be recalled when the end user wants to stand up again and transfer himself independently.

The set consists of an electronic part to be applied to Struzzo™ unit and a remote control. No special technical skills are required. The remote control has four buttons to go forwards / backwards / turning right or left. The pushing sequence of buttons activate the remote control functionality to move the aid without being on board.



# Adjustments & technical data



“  
*Adapting the Struzzo™ to the user's measurements is the first and most important thing to do and only an adequately trained person can do it. An incorrect adjustment limits or even impedes the use of the Struzzo™.*

*Francesco Miotto - Inventor of the first Struzzo™*  
”



Chinesport standing frames stand out for their easy tool-free adjustment feature which makes this operation fast and easy to carry out sometimes even by the end user.



A strong link between Struzzo™'s performance and its adjustments has emerged as a key aspect to the success of this standing system. This essential condition, which is not negative in itself, becomes critical if one thinks they can use and fully appreciate Struzzo™ without having first adjusted it to the user's body, or that they can adjust it without fully understanding what they are actually doing. Thus, adjusting the standing system to the person's anthropometric characteristics is the first and most important operation to do. It may only be done by an adequately skilled operator. A wrong adjustment limits or even hinders the use of the device.

## THE DEVICE TRANSFERRING

With motorization and joystick for an independent driving by the end user. This is an option with also compact base for higher maneuverability. Alternatively the frame is provided with wheels as standard to move it manually by the caregiver.

## THE SERVICE TRAY

It's available in two sizes and different materials. It's adjustable in height, depth and tilt.

## THE TRUNK SUPPORT

It's an accessory easy to apply or remove when needed. It's adjustable in depth.

## THE HANDLES

They are available short or long, always adjustable in width independently. They can also be reversed and turned up to provide more trunk control.

## THE SPECIAL SEAT

It can be short or long. This seat is adjustable in depth and interchangeable. A model with sling is also available for passive user.

## THE MAIN FRAME HEIGHT

It's adjustable by electric actuator or by gas spring to adapt itself immediately to the user anthropometric characteristics and in total absence or reduced efforts for the caregiver.

## THE LIFTING

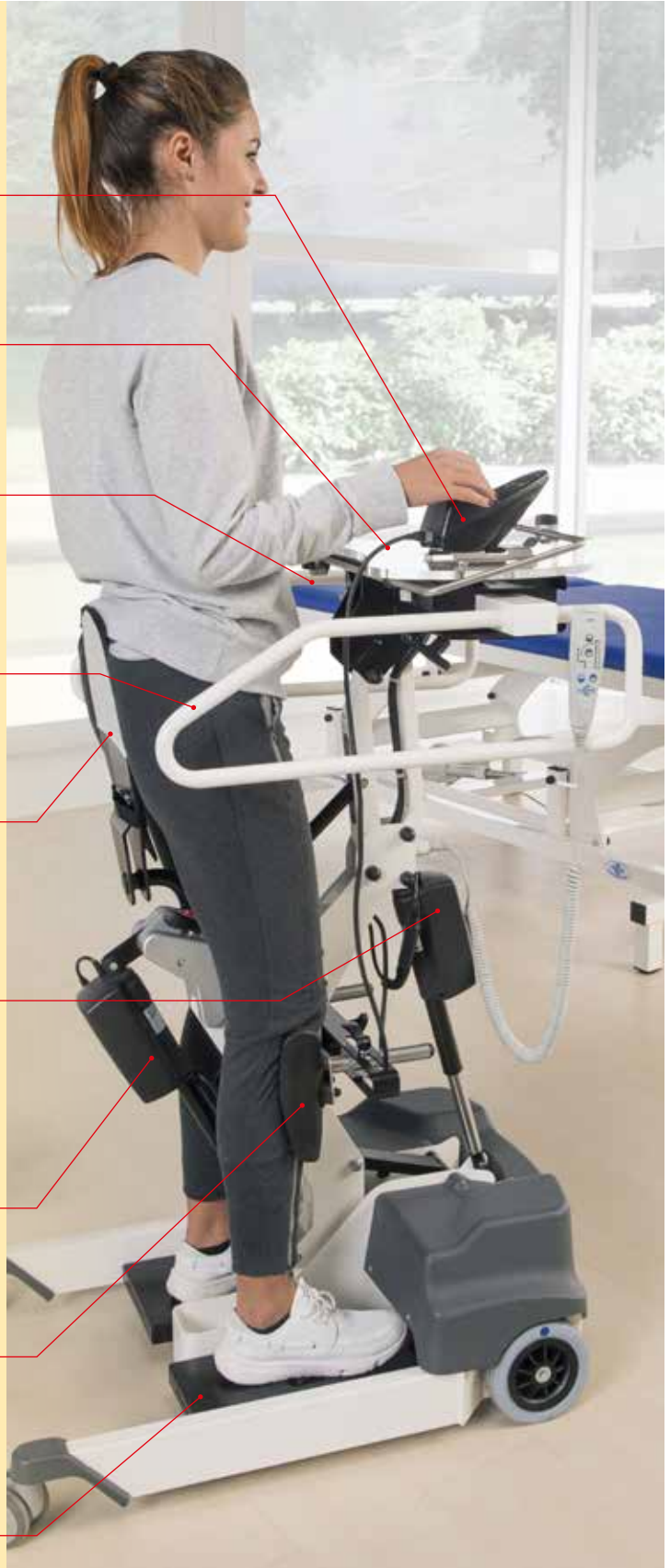
It can be totally assisted by electric actuator or partially assisted by gas spring. If user is able the lifting can also be made by himself without assistance and any lifting support. The lifting can be stopped at any intermediate steps.

## THE KNEE SUPPORTS

They are available in two versions, anatomic or padded and can be adjusted in height, width, depth and rotation in both cases.

## THE FOOT PLATES

They are in metal or wooden. If the foot plates are metal, they are adjustable in depth. Heel stops can be applied to the foot plates and are adjustable.



# Adjustments


## 01. THE LIFTING

| Adjustments  | Struzzo™ | Easy UP | Stand UP |
|--|----------|---------|----------|
| From a sitting position                            | 0 ÷ 90°  | 0 ÷ 90° | 0 ÷ 90°  |
| Electrical lifting by hand control                 | •        | •       | -        |
| Electrically / by gas spring with lever / manually | -        | -       | •        |
| Supported by the dynamic upper frame               | •        | •       | -        |



## 02. THE FRAME HEIGHT

| Adjustments                                  | Struzzo™ | Easy UP | Stand UP |
|--|----------|---------|----------|
| Electrically by hand control                 | •        | •       | •        |
| By gas spring with lever                     | -        | -       | •        |
| Height adjustment range (cm)                 | 0 ÷ 20   | 0 ÷ 20  | 0 ÷ 20   |
| Min/max seat height in horizontal plane (cm) | 38 ÷ 58  | 38 ÷ 58 | 38 ÷ 58  |



## 03. METAL FOOTPLATES

| Adjustments  | Struzzo™ | Easy UP | Stand UP |
|--|----------|---------|----------|
| Independently, in depth (cm)                       | 0 ÷ 10   | 0 ÷ 10  | 0 ÷ 10   |
| Heel rests, adjustable in width (cm)               | ±9       | ±9      | ±9       |
| Heel rests, min/max distance (cm)                  | 21 ÷ 39  | 21 ÷ 39 | 21 ÷ 39  |
| Straps for further stabilization (with heel rests) | •        | •       | •        |



## 04. KNEE SUPPORTS


| Adjustments                                   | Struzzo™  | Easy UP   | Stand UP  |
|---|-----------|-----------|-----------|
| Independently, in depth / in width (cm)       | ±10 / ±17 | ±10 / ±17 | ±10 / ±17 |
| In width, min/max distance (cm)               | 21 ÷ 38   | 21 ÷ 38   | 21 ÷ 38   |
| In height, simultaneously with the frame (cm) | 0 ÷ 20    | 0 ÷ 20    | 0 ÷ 20    |
| In height, locally and in manual mode (cm)    | ±4        | ±4        | ±4        |



## 05. THE LIFTING SUPPORT

| Adjustments                        | Struzzo™ | Easy UP | Stand UP |
|------------------------------------|----------|---------|----------|
| Long or short seat, in depth (cm)  | ±12      | ±12     | ±12      |
| Removable and interchangeable seat | •        | •       | •        |
| For passive patient, with harness  | -        | -       | •        |
| Manual lifting by the patient      | -        | -       | •        |





## 06. THE SERVICE TRAY

| Adjustments                                | Struzzo™ | Easy UP  | Stand UP  |
|--|----------|----------|-----------|
| Height of the service tray, min / max (cm) | 85 ÷ 127 | 84 ÷ 126 | 101 ÷ 149 |
| In height, locally and in manual mode (cm) | -        | -        | ±28       |
| In depth (cm)                              | -        | -        | ±13       |
| In tilt, max                               | 0 ÷ 20°  | 0 ÷ 20°  | 0 ÷ 20°   |
| In tilt, minimum adjustment                | ±5°      | ±5°      | ±5°       |



## 07. THE HANDLES

| Adjustments                                | Struzzo™ | Easy UP  | Stand UP     |
|--|----------|----------|--------------|
| Height of the handles, min / max (cm)      | 80 ÷ 122 | 69 ÷ 101 | 84.5 ÷ 121.5 |
| Independently, in width (cm)               | 11       | 11       | 11           |
| In width, min/max distance (cm)            | 36 ÷ 58  | 36 ÷ 58  | 36 ÷ 58      |
| Reversing operation for more trunk control | •        | •        | •            |
| Side supports, applicable                  | •        | •        | •            |



## 08. THE TRUNK SUPPORT

| Adjustments                                | Struzzo™ | Easy UP | Stand UP |
|--|----------|---------|----------|
| In depth, range of adjustment (cm)         | 0 ÷ 8.4  | 0 ÷ 8.4 | 0 ÷ 8.4  |
| In depth, minimum adjustment (cm)          | ±1.2     | ±1.2    | ±1.2     |
| Anti-squeezing sensor (electrical lifting) | •        | •       | •        |
| Removable, forearms better on service tray | •        | •       | •        |



## 09. TRANSFERRING

| Adjustments                                       | Struzzo™      | Easy UP  | Stand UP |
|---|---------------|----------|----------|
| User transferring on standing device              | with joystick | assisted | assisted |
| Free joystick positioning                         | •             | -        | -        |
| Joystick adjustments, in depth, tilt and rotation | •             | -        | -        |
| Speed adjustment (km/h)                           | 0 ÷ 2.5       | -        | -        |
| Turning radius (cm)                               | 93            | -        | -        |

## BATTERY CHARGING

When the device is not in use, for a longer time, it is recommended that it stays on charge from the battery. Daily recharging of the batteries increases their life span and prevents the device from discharging during use. To recharge the batteries, the main switch must remain on. The charging method depends on the model.









# Technical data

| TECHNICAL SPECIFICATIONS               | STRUZZO 500 RCR/RC | EASY UP 100/200    | STAND UP 300 | STAND UP 400       | STAND UP 500 |
|--|--------------------|--------------------|--------------|--------------------|--------------|
| <b>THE MAIN FRAME</b>                  |                    |                    |              |                    |              |
| Base - accessibility                   | 46.6 cm            | 63 cm              | 63 cm        | 63 cm              | 63 cm        |
| Overall dimension: Length              | 90 cm              | 103,5 cm           | 103,5 cm     | 103,5 cm           | 103,5 cm     |
| Width                                  | 60 cm              | 75 cm              | 75 cm        | 75 cm              | 75 cm        |
| Height                                 | 85 ÷ 127 cm        | 85 ÷ 127 cm        | 98 ÷ 146 cm  | 98 ÷ 146 cm        | 98 ÷ 146 cm  |
| Wheels                                 | Ø 15 / 7.5 cm      | Ø 7.5 cm           | Ø 7.5 cm     | Ø 7.5 cm           | Ø 7.5 cm     |
| Footplates from the ground             | 7.2 cm             | 7.2 cm             | 7.2 cm       | 7.2 cm             | 7.2 cm       |
| Height of the base legs                | 11.2 cm            | 11.2 cm            | 11.2 cm      | 11.2 cm            | 11.2 cm      |
| Parking brake                          | motor brake        | individual         | individual   | individual         | individual   |
| Safe working load                      | 140 kg             | 140 kg             | 140 kg       | 140 kg             | 140 kg       |
| Weight                                 | 70 kg              | 53 kg              | 58 kg        | 64 kg              | 50 kg        |
| <b>ELECTRICAL PARTS</b>                |                    |                    |              |                    |              |
| Batteries                              | 2x 12V 12Ah        | 2x 12V 2Ah         | -            | 2x 12V 2Ah         | -            |
| Insulation class                       | II                 | II                 | -            | II                 | -            |
| Applied parts                          | BF                 | BF                 | -            | BF                 | -            |
| Power supply voltage - Battery charger | 100-240V ~ 50-60Hz | 100-240V ~ 50-60Hz | -            | 100-240V ~ 50-60Hz | -            |
| Degree of protection                   | IP21               | IP21               | IP21         | IP21               | IP21         |
| Class MDR 745/2017                     | I                  | I                  | I            | I                  | I            |
| Continuous use                         | 90 min             | 90 min             | -            | 90 min             | -            |
| Lifting cycles (max load)              | 20                 | 20                 | -            | 20                 | -            |
| Recharging time                        | 8-10 hrs           | 6-8 hrs            | -            | 6-8 hrs            | -            |
| Battery level                          | 5 led              | 3 led              | -            | 3 led              | -            |
| Battery charger                        | included           | included           | -            | included           | -            |
| Auto-off                               | included           | included           | -            | included           | -            |



| TECHNICAL SPECIFICATIONS        | STRUZZO 500 RCR/RC        | EASY UP 100/200      | STAND UP 300 | STAND UP 400 | STAND UP 500 |
|---------------------------------|---------------------------|----------------------|--------------|--------------|--------------|
| Fault diagnosis and maintenance | on joystick               | on led               | -            | on led       | -            |
| Lifting stop button             | included                  | included             | -            | included     | -            |
| KEY FEATURES                    |                           |                      |              |              |              |
| Ground handling                 | independent               | assisted             | assisted     | assisted     | assisted     |
| Movements type                  | power-driven              | manual               | manual       | manual       | manual       |
| Max step surmountable           | 2 cm                      | -                    | -            | -            | -            |
| Max practicable slope           | 2°                        | -                    | -            | -            | -            |
| Command type                    | joystick / remote control | -                    | -            | -            | -            |
| Max speed                       | 2,5 km/h                  | -                    | -            | -            | -            |
| Foot plates                     | metal                     | metal                | metal        | metal        | metal        |
| Knee support                    | anatomic                  | anatomic             | anatomic     | anatomic     | anatomic     |
| Height adjustment               | electric                  | hydraulic / electric | hydraulic    | hydraulic    | hydraulic    |
| Servo-assisted lifting          | electric                  | electric             | hydraulic    | electric     | -            |
| Lifting support                 | long seat                 | long seat            | long seat    | harness      | -            |
| Handles                         | short                     | long                 | long         | long         | long         |
| Upper frame                     | dynamic                   | dynamic              | fixed        | fixed        | fixed        |
| Service tray                    | small                     | large                | large        | large        | large        |
| ALTERNATIVE OPTIONS             |                           |                      |              |              |              |
| Foot plates                     | wooden                    | wooden               | wooden       | wooden       | wooden       |
| Knee support                    | soft                      | soft                 | soft         | soft         | soft         |
| Lifting support                 | short seat                | short seat           | short seat   | -            | -            |
| For toilet                      | toilet seat               | toilet seat          | toilet seat  | -            | -            |
| Handles                         | long                      | short                | short        | short        | -            |
| Service tray                    | large                     | small                | small        | small        | small        |










# Technical data

| LIST OF ACCESSORIES  |   | STRUZZO<br>500 RCR/RC | EASY UP<br>100/200 | STAND UP<br>300 | STAND UP<br>400 | STAND UP<br>500 |
|--|---|-----------------------|--------------------|-----------------|-----------------|-----------------|
|    | <b>AC0686</b><br>ADJUSTABLE HEELREST 1<br>A pair  | •                     | •                  | •               | •               | •               |
|    | <b>AC1300</b><br>ADJUSTABLE HEELREST 2<br>A pair  | •                     | •                  | •               | •               | •               |
|    | <b>AC1303</b><br>FOOT STRAPS<br>A pair            | •                     | •                  | •               | •               | •               |
|   | <b>AC1271</b><br>PADDED KNEE SUPPORTS<br>A pair   | •                     | •                  | •               | •               | •               |
|  | <b>AC1308</b><br>INGUINAL PADDING<br>A piece      | •                     | •                  | •               |                 |                 |
|  | <b>AC0014</b><br>LEG STRAPS<br>A pair             | •                     | •                  | •               | •               | •               |
|  | <b>AC0691</b><br>ADJUSTABLE SHORT SEAT<br>A piece | •                     | •                  | •               |                 |                 |
|  | <b>AC0690</b><br>ADJUSTABLE LONG SEAT<br>A piece  | •                     | •                  | •               |                 |                 |



| LIST OF ACCESSORIES   | STRUZZO<br>500 RCR/RC | EASY UP<br>100/200 | STAND UP<br>300 | STAND UP<br>400 | STAND UP<br>500 |
|---|-----------------------|--------------------|-----------------|-----------------|-----------------|
|  <p><b>AC0871</b><br/>TOILET SEAT<br/>A piece</p>                      | •                     | •                  | •               |                 |                 |
|  <p><b>AC0543</b><br/>SHORT SEAT PADDING<br/>A piece</p>                | •                     | •                  | •               |                 |                 |
|  <p><b>AC0544</b><br/>LONG SEAT PADDING<br/>A piece</p>                 | •                     | •                  | •               |                 |                 |
|  <p><b>AC0048</b><br/>SHAPED POCKET<br/>FOR LONG SEAT<br/>A piece</p> | •                     | •                  | •               |                 |                 |
|  <p><b>AC0782</b><br/>LONG HANDLES<br/>A pair</p>                     | •                     |                    |                 |                 |                 |
|  <p><b>AC0702</b><br/>ADJUSTABLE LATERAL<br/>SUPPORTS<br/>A pair</p>  |                       |                    | •               | •               | •               |
|  <p><b>AC0049</b><br/>LATERAL SUPPORTS<br/>A pair</p>                 | •                     |                    |                 |                 |                 |
|  <p><b>01608</b><br/>HAND GRIP<br/>A piece</p>                        | •                     | •                  | •               | •               | •               |

# Technical data

| LIST OF ACCESSORIES  |  | STRUZZO<br>500 RCR/RC | EASY UP<br>100/200 | STAND UP<br>300 | STAND UP<br>400 | STAND UP<br>500 |
|--|--|-----------------------|--------------------|-----------------|-----------------|-----------------|
|   | <b>AC1124</b><br>POCKET FOR OBJECTS<br>A piece             | •                     | •                  | •               | •               | •               |
|    | <b>AC0783</b><br>BACK RESTRAINT SLING<br>A piece           | •                     | •                  | •               | •               | •               |
|    | <b>AC1216</b><br>TRUNK SUPPORT<br>A piece                  | •                     | •                  |                 | •               |                 |
|   | <b>AC0693</b><br>FRONT SUPPORT<br>A piece                  |                       |                    | •               |                 | •               |
|  | <b>AC0766.WR</b><br>SERVICE TRAY<br>PADDING - S<br>A piece | •                     | •                  | •               | •               | •               |
|  | <b>AC0767.WR</b><br>SERVICE TRAY<br>PADDING - L<br>A piece | •                     | •                  | •               | •               | •               |
|  | <b>AC0765</b><br>MEDIUM ABS TRAY<br>A piece                | •                     | •                  | •               | •               | •               |
|  | <b>AC0764</b><br>LARGE ABS TRAY<br>A piece                 | •                     | •                  | •               | •               | •               |
|  | <b>AC1305</b><br>STRUZZO REMOTE CONTROL<br>A piece         | •                     |                    |                 |                 |                 |



# Therapeutic indications & testimonials



# Therapeutic indications

## THERAPEUTIC SIGNIFICANCE

For keeping an upright position, the body must exert some forces which are different from the ones the user is used to exert when laying in bed or sitting in a wheelchair. Thus, a relief can be obtained, decubitus pathologies can be prevented as well as using some articulations which are generally never put into action. One more accomplishment is setting the diaphragm free, which favours breathing.



## HEALTH BENEFITS

- Reduces the decubitus sores;
- Reduces the risk of venous return deficit;
- May reduce spasticity of lower limbs;
- Helps prevent retraction of the muscles of the lower limbs;
- Helps keeping the bone trophism;
- It stimulates the cardiovascular system;
- It improves the diaphragm breathing capacity;
- It improves function of the intestine;
- Reduces the risk of loss of sense of vertical position.

*“There are no precise indications as to the duration and frequency of use required to experience specific benefits from using these tools. Most studies refer to a 30-45 minutes use per day. However, it appears that those who can stand up for 1 and half hours per day can benefit from a great improvement regarding secondary complications. It would therefore appear that the minimum recommended time may be 30 minutes.”*

*Graduating Thesis by Amon Rambaldini, Master in “Assistive Technology – Aids for the Wider User Base”. University of Trieste – Year 2003-2004*

## PSYCHOLOGICAL SIGNIFICANCE

One's position is a way of expression. Communicating from an upright position has a deeply positive significance.



# Therapeutic indications

MADE IN ITALY

## PRACTICAL SIGNIFICANCE

The Standing frame with independent mobility by means of a joystick allows quick transferring, without the need of a carer's intervention. Once the upright position is reached, many daily-routine activities can be done. It is possible to perform movements on flat surface. It becomes easy to reach work tops to make use of them. Learning a specific technique according to the user's physical conditions, enables the user to perform many things without the presence of a carer.



8

STANDING AND MOBILITY

# The origins

## QUALITY OF LIFE: A RIGHT NOT TO BE RENOUNCED

« My name is Francesco Miotto and I am the inventor of Struzzo™. The first interesting thing to say is that my preparation previous to my illness is as a project maker. Therefore, once I had a walking problem I just took out an old project from my drawer; also because my wife got ill herself and could not help me anymore to stand up. Working together with a friend, in the kitchen sometimes, the first prototype of Struzzo was made. At the beginning, friends and colleagues were sceptical about the fact of being able to use it unaided, however, after some days... this is very interesting. Aids are not stupid objects. To learn how to ski people may take years with an instructor, to learn how to use Struzzo may be necessary to devote to it a couple of weeks in order to appreciate its potential and especially to learn how to use it. It is not easy, we don't have neither strength nor balance and we must be patient in time... »



Francesco Miotto presents in this video his testimony about the origins of the Struzzo™ product and about his collaboration with Chinesport to start the production and distribution of it in Italy in the late 90s. He has been director of the Technical Laboratory Technothon of the Telethon Foundation - Italy.

« Once you have learned the correct technique, you will discover how to stand up, change positions, use sanitation, etc. almost without having to weigh on your attendant. You will find your own personal technique to use it and discover new uses. »

*by Francesco Miotto,  
published on DM magazine - March 2000*



In this sequence Francesco Miotto, inventor of Struzzo™ device, shows how making some stretching exercises for his legs with a specific support applied onto an early wooden version. This first model made in Italy in 1997 was not yet motorized.



## “USER-CENTERED DESIGN”

It is an approach which concerns an involvement of the end user since the first moments of development of the product, in order to detect the needs to be satisfied and establish the specific functions and characteristics. In the case of our standing frames, the idea of a lifting action aided by a special seat with a back access has come directly from an end user.

When at a certain moment of his life his illness manifested, and in order not to burden even more his wife for his moving around, he built with a friend the first wooden prototype in his kitchen.

**autonomy** /ɔ:'tɒnəmi/ ► n. (pl. **autonomies**) **1** the possession or right of self-government. **2** freedom of action.

– DERIVATIVES **autonomist** n. & adj. **autonomous** adj. **autonomously** adv.

– ORIGIN C17: from Gk *autonomia*, from *autonomos* 'having its own laws', from *autos* 'self' + *nomos* 'law'.

## About “Autonomy”

The Struzzo is also called: autonomic hoist, or transfer aid or standing frame. But what does this actually mean? Let's have a look in the dictionary: **auto=**self and **nomos=**law, so someone or something that is autonomous has made it own laws or follows it own laws. That is quite something!

But very recognisable for clients of and those interested in the Struzzo. Their first wish is always to be independant, to stay this way or become this way. In the transfer world this used to be a rarity.

### A bit of history:

When a person cannot place himself anymore from, for example bed to chair, what are then the options?

- You will be manually lifted by someone else, this can be a partner, a carer, professional or otherwise. In the 1980's it became very clear in Healthcare what the dramatic consequences were of this manual lifting. There was far too much and far too heavy lifting of persons.

New products came on the market that were mostly targeted to the 'lifters', not the enduser. There came rules and regulations for all institutions concerning how many times and how many kilo's people were allowed to lift.

- Lifting people with some kind of APPARATUS used to be done for a long time with a kind of mechanical industrial type of contrapment. The first hoist was called The Steel Nurse, and the name speaks for itself, loudly...
- There arrived a diversity of hoists on the market and slings became booming business. Any person got either a passive hoist, and active hoist or a ceiling hoist, depending on need, ability, situation, and dependant on government reimbursement and money. The consequence of this all was that the client became DEPENDANT for every transfer of someone else. (except for the few people who insisted on a ceilingshoist, which they could and wanted to use themselves, but this happened seldom).

This dependency on others who had to work with the hoist (meaning highlow control, pushing the hoist, and place the person in correct position in bed or chair) was for many people a bitter pill to swallow. And sometimes the reason to struggle on for years and exhausting themselves to the very end. It was not so much the lifting procedure itself (though sometimes that too), but the obligatory waiting for someone. Your own rhythm of the day, your activities, in other words, your own NOMOS (law) was gone or severely disturbed.

I have sold hoists for years. And suddenly... there was Struzzo. An Italian design, in wood, made by an architect who had a spinal chord laesion. He made for himself a standing frame, and when he stood, he thought ' Now I also want to drive, otherwise I still won't get anywhere'. He also already made a first toiletseat but this was not taken into production at the time. (see ABC-T) Concerning the design of Struzzo there is a lot to say and study and will in part be dealt with in these blogs. But the VERY MOST IMPORTANT idea behind the Struzzo is AUTONOMY, independence, for those people for whom this is a possibility, physically and mentally.

### What does this mean?

Getting up at the time when you wish to, getting to the toilet when you need to, going to bed at the time of your choosing (so also after a party...), sitting on the couch with your family, doing some chores in the kitchen, get a glass of water when thirsty, make a ride through your tiled garden and tweet some plants at heights, join the choire in your home in a standing position, welcome your guests standing...

There are so many examples of the stories that clients have shared with us that it may cause us to ask the question: why has it taken so long before the autonomous hoist became a fact and got itself a place in the market.

My view on this is that it has to start with 1 person who does not comply with the situation and AUTO-NOMOS gets to work. This was furthered by a company which fully and actually supports the notion of autonomy and for years has improved and refined the product. This will never end and that is the most beautiful thing about this product. To get your autonomy back, even in part, is a wonderful gift, but it also asks something of you. When you are prepared for this and able to, Struzzo might give you some new directions for your AUTO-NOMOS.

*P.S. this blog is not intended to give the impression that every one with a hoist can change over to a Struzzo.*



**Margret van der Ploeg**  
Product Specialist for Lifting People

## Interview with Anita

It is a sunny, cold day in March when Anita welcomes me at the door of her home. She is all set and ready and tells me in a positive way about the changes in her life in the last few years. She lives with her husband and daughter of 4 in home with an extension which suits her life in the wheelchair. In april 2010 Anita received the diagnoses of a neurological disease. But Anita does not get downhearted, she undertakes things, and upholds a positive life image. The choices that she makes and has made over the years, are an inspiring example of this.

Anita used to be a teacher in Special Education. After hearing the diagnosis, there was a strong parental wish for a child, in her and her husband. In cooperation with her doctors, she had to make a choice to (temporarily) stop with the medication before she would be pregnant. They knew that this could/would mean a deterioration in her general condition. But, they proceeded... Till that time Anita still could stand and walk.

The beautiful daughter was born and the new life *"made up for everything"*. Because of the deterioration of her condition, Anita was by now wheelchair-bound but this could not prevent her from taking care of her daughter herself. All kinds of adaptations were thought of and made.

e.g. - A play pen, was heightened so the footplate of the wheelchair could move underneath, and in this way Anita could open the door and place her daughter in safely.



e.g. - A place with all necessities for taking care of a baby, on appropriate height, for someone sitting in a wheelchair.

e.g. - A bunkbed was used, the lower bed was taken out and served as parking place for the wheelchair, so Anita could get her daughter herself in and out of the bed.

Anita is a Struzzo user only shortly so. Via her network she met someone in a similar situation who had a Struzzo. Anita's daughter is now 4 years old and Anita still would like to go out with her. Previously Anita had a scootmobiel, but the transfer from the wheelchair to the scoot mobile became more and more difficult and became impossible.



Because Anita wants to go out, independently, with her daughter, she started to look around for other options. She found the Connect Carrier from Roam Special Cycles. It is a kind of small 'carrier' bike' in which her daughter can sit and it can be hooked on to the wheelchair. A wonderful solution!

Also here the transfer between the electrical wheelchair and the outdoor manual moved wheelchair, is crucial. Anita could not do this herself and therefore remained dependent on others in terms of time and place when she could leave the house with her daughter. Now, with the Struzzo and on the Struzzo, she drives out of the house to the garage and does the transfer on her own. Anita is still busy practicing and 'acquainting' herself with the Struzzo, but only after 4 weeks she is already doing very well. In the beginning she felt a bit strange in her head, when she stood up, a slight dizziness, and she felt herself to be very big, like a giant. By now her feelings and sensations have changed. *"I enjoy standing, there is space for my bowels and lungs, I don't feel so compressed (like sitting for a long time) and the body seems to feel a bit more 'tight'."*

Her daughter is also involved in all of this. When Anita is standing, they share a 'high five' moment together enthusiastically. Her daughter even helps a little, which is very normal for her anyway. She is not surprised to suddenly see her mother standing. Also, this plucky kid has even tried the Struzzo herself once!

As Anita is saying. *"It is all part of it, that is the way things go here"*.

Anita is also capable when it come to the BlueTooth Remote, to drive the Struzzo away from her to another place. Transfers to the bed, the wheelchair, couch and chair will more and more be made with aid of Struzzo. For the moment, the possibility has been created for Anita and her daughter to go out without any help from others. I wish them a lot of adventures and fun! According Anita, the whole world is allowed to hear this story. She is super proud to be able to do this, independently. Of course with aids and adaptations but she is ever so proud she is actually doing all this.



Anita - Holland - 2022  
Neurological disease



## Meet Gijs and his Struzzo

That a Struzzo can change a lot in someone's life, shows the following story. Gijs is a prime example of this. A spontaneous and smart young man, 17 years of age, coming from a warm and supportive family.

Gijs is living with his parents and his brother and sister of 15 and 13 years old. He has his own apartment within the familyhouse where he lives independently. Until recently he needed help from his parents with transfers and some other care moments. They used for this an active stand aid. But, Gijs started to develop the wish to become independent and live life without aid of others. For example, sometimes he wanted to stay up late without 'bothering' his parents with this. After a family conversation they made an appointment with the local Rehab centre in Eindhoven and discussed his wish. The therapist was acquainted with the Struzzo. A home assessment visit with the advisor of LeverageCura was planned to try out the Struzzo at home.

It became very clear very soon that Struzzo fitted perfectly with the needs and abilities of Gijs. He could get himself on the seat, could stand up, and could drive very well with use of the joystick. With the Bluetooth remote, he could drive the Struzzo away from himself and park it in the place of his choosing. The choice was made quickly but deliberately. This was exactly what they all had in mind from their 'wish-list', a wish come true.



### Why does Gijs need a Struzzo?

When Gijs was 14 years old, he received the diagnosis: cervical myelopathy with bilateral spasticity. He told me that as a baby, even after a week, his little eyes had not yet opened. His parents asked the doctors about it. At the time it was diagnosed as a form of cerebral palsy. At school, Gijs did very well. When he was 14 years old, a MRI scan was made and he was given the new diagnosis. The 'problem' hence was not in the head, but in the neck.

Gijs is very busy at the moment with his higher education, Automotive Management and this is going very well. Right now he is going to school with a taxi but one day he hopes to drive himself as cars are a great love of him... like pinball machines... Most likely his car will turn out to be a van, so he can take along his wheelchair and the Struzzo. At school he does not need to make transfers right now, and everything is adapted for him to do from the wheelchair.

At home, Gijs makes transfers with Struzzo from the bed to the hand moved wheelchair, and vice versa, and from the hand moved wheelchair to the electric wheelchair. He has developed his own method for this. When I first saw it, I thought that he did it 'wrong', placing the Struzzo seat quite far on the seat of the wheelchair. But he explained to me, he goes for safety! He can shift his centre of gravity by lifting his legs a little bit, leans back, and then uses the Blue tooth remote (!) to drive the seat away from underneath himself and away. He does not need to reach out forward any more and do this via joystick. To me this was very smart and ingenious!

It also showed me that every person looks for a way to use the Struzzo in the way that suits him or her. This is fantastic to see and taught me something again.

What Gijs wishes to say about the Struzzo: *"It gives me more freedom, I am more independent, you needs less people around you to ask for help, even though they all love to do it. I prefer to do things myself as much as possible. This is also nice for the others. Some weeks ago my parents and brother and sister went on a ski-holiday. I remained at home! The only person that I needed every now and again was my uncle, who lives only 1 kilometer away from me. I was independent for a week!"*

Hearing this story, I thought, what a marvelous courageous family!



Gijs, 17 years old - Holland - 2022  
Cervical myelopathy with bilateral spasticity



## Interview with Hans Nelemans

I am welcomed very friendly by Hans in his home at the kitchen table. I have been here before. Hans and his brother-in-law have done a lot of work for the development of the toiletseat and the docking for Struzzo. Drawings, making prototypes and even traveling to Italy to show the results to the producer. Hans and myself met in 2011, in a rehab centre in Breda, a city in the south of Holland.

He was looking for something in which he could stand and was not happy after his latest experience with a stand-up wheelchair. I was still learning myself a lot about the Struzzo, but after a trial session, we saw fairly quickly that this was going to work well for him and it suited him. Within a week Hans had a Struzzo in his home, and since then, no day has passed without him living without the Struzzo. But, before he started with this, when 55 years of age, a lot had already happened.

Hans, born on 26-1-1955, was 16 years old, when his parents took him to a doctor. There was something strange happening with their child. He had difficulty in getting up and fell down very easily. After medical research he got the diagnosis of SMA (spinal muscular atrophy) and in that time there was not yet a differentiation in types of this disease. Hans was being told that within 25 years, his mobile/walking life would be over. After about 10 years, it became clear that he had type 3 of SMA, also called Kügelberg-Wehlander. This is seen medically as a mild version amongst



the muscular diseases with which one can become old.

Hans became member of the Association for Muscular Diseases and could still live a mobile life. In order to be prepared for the future, he had his house rebuild in the year 2000, changed the bedroom with access to the bathroom and toiletroom and installed a ceiling hoist. He was 44 by then and prepared for the future. He was married, has a daughter, and is the second child from a family of 6 children. Hans has a sister with the same disease.

Hans is co-owner of a Wholesale business in building materials. He has always worked

and still does every day. On his job, he used a wheelchair for inside use for a long time, to cross the large distances of the stockrooms. By now he has another wheelchair and an adapted van, with which he travels to work and for holidays abroad.

In 2004, a lot changed. Hans fell and broke a leg at 3 places. He stayed for 6 weeks in a rehab centre. He was striving to get to a point where he could still stand and do his transfers standing with the use of one leg, that would be 'locked' for that moment. The wheelchair was now part of his life. He thought a lot about his future and he decided to make certain firm changes.

Unfortunately, in 2011, Hans fell again. This time around he broke the other leg, also at 3 places. After the rehab period, it became clear that Hans would most likely never be able to dress himself anymore, alone and independently, and that he always would need a helping hand with this daily activity from someone. By now he also had some experience of sitting and hanging in a ceiling hoist. He describes it in the following way: *"It is inhuman, you feel like cattle, dependent of others and in a strange posture, wide legged, hanging, sitting or lying"*. In terms of the rehab, he had to investigate everything himself. After another third fall, he knew he had to look for something else.

For someone like Hans, with his own company, who has been used to stand by himself, to choose his own showering moment, to use

the toilet independently and at own chosen time, the future perspective to not be able to do all this in an autonomous way, and live a sitting and laying life, was not an option. He visited his therapist again with the message: *"I want to stand again"*.

After a search and trial that was very disappointing, with the stand-up wheelchair, Hans was on the trail of Struzzo. The stand-up wheelchair had taught him that standing with the support of bandages and belts had been highly uncomfortable, the belts were painful, and he did not really stand up straight. He was 'hanging' on his weight of 90 kilograms. With the Struzzo, Hans was intending to use this model, independently, that was the idea and wish.

Very soon Hans could come by himself on the seat, he could place his feet on the footplates, he could use the remote control very well, stood up straight and in a safe way and posture, and as said, he helped with the development of the toiletseat for Struzzo, so he could make use of the toilet, independently.

*Time for a stop moment to consider something: With a lot of these tasks and actions, there is something that we as outsiders tend to overlook. Which is: DRESSING. Putting on clothes, taking off clothes, how to lower a trouser and underpants and how to pull it up, putting on and off socks, how to put on clothes for the upper body and how to take them off...*

*The more I speak with Hans, the more I realize, that this part of everyday life, does not get enough attention in the scale of solutions that are being offered in these situations by businesses in general related to lifting. When we try out the Struzzo, we practice all transfers like transfer to the bed, to the toilet, to the couch, or chair, and there are activities mentioned that people can do whilst standing like working with their laptop, taking part in the cooking, singing in standing position, receiving guests etc etc. Something so fundamental as DRESSING is often overlooked. Dressing in a sitting or laying down position is tiring for the person him/herself and for the caregiver. You should give it a try yourself...! In order to dress properly, standing is the solution. It is easier, faster, less tiring, for both parties involved, whenever this is possible.*

Back to Hans, Hans, for some time, did all of his selfcare by himself and still, he shaves e.g. every day in a standing position in the Struzzo. He drives to Italy for holidays with the van, together with his current partner and Struzzo comes along as well. In every hotel they stay whilst traveling, Struzzo is a necessary item to take along and once they arrive on the holiday address, Struzzo is a 'must' to have around.

Because Hans his condition is slowly deteriorating, and certain activities take a lot of energy from him, his partner helps him, so he can save some energy. She helps him with dressing and drives the Struzzo in front of him, ready for usage. Because he is sitting bare feet on the side of the bed, he does not dare to move the Struzzo towards himself, something that in principle can now be done with the Blue Tooth remote. For him, the Blue Tooth is too late, because by now he needs help and care anyway. He will use it however for placing Struzzo in the van and possibly at other occasions.

Hans has been and still is an important 'booster' for the developments for Struzzo, so that more and more people can make use of this uniquely designed autonomous transfer-aid.



*Hans, 67 years old - Holland - 2022  
SMA (spinal muscular atrophy)*



## It stands out for functionality and is designed with great care

« The new Struzzo plus certainly stands out in terms of functionality when it comes to the possibility of adjusting the supports under the patella and the seating tilt, even to reach very low seats such as sofas [...]

The positioning of the main power switch on the top was a good choice as in the old model it could only be reached once you had finished using the aid and already back to the wheelchair.

Overall its movement has remained very smooth and flowing, maneuvering and encumbrance are limited, and it gives a sense of safety and good stability in the transfer to the upright position. [...]

In general, I find this model has been designed with great care and it brings benefits to the circulation and to the muscular and skeletal system. »



**NOTE:** The lady is a patient of the INAIL (National Institute for Insurance against Accidents at Work). She had an accident going to work by motorbike.

Giliola Manica, 32 years old - Rovereto TN Italy  
Spinal cord injury at D5-D6



## Never too old to claim your *standing* life!

Are people ever too old to start working with a Struzzo? Very often we hear that people are being told by others, just comply with sitting in your wheelchair, nothing is going to change anymore, who bother with other supporting aids, they are too expensive anyway...

This can be said sometimes by family members, doctors, therapists, all with the no doubt good intention to let the person in the wheelchair come to terms with their situation. But... there are other people as well who jump on the occasion when it presents itself to them, sometimes literally.

Meet Mrs Moonen, her age is 73. She has been diagnosed with MS 20 years ago. She has done all she could in her life to stay as well as possible, by exercising, therapies, and a positive outlook on life. With help of a devoted husband she is a delight to meet. She is on Struzzo twice a week with guidance of therapist and now would love to expand the usage.

Coming at her home for the assesment, she literally jumped on the seat of the Struzzo and was on it before I knew it. Why? Because her friend was there,



and she was very keen to show herself standing. Another friend turned up (more cups of tea for the husband to arrange...) and her eyes were wide open from the surprise of meeting her lady friend standing and driving around through the living room.

When asked by her friend what it was like for her to stand, Mrs Moonen said: *"It feels great to feel the earth back under my feet"*. So simple, and yet so fundamental. Who is ever too old to reclaim his or her standing life, with both feet on the earth?

*Mrs Moonen, 73 years old - Holland - 2013  
Multiple Sclerosis*





## My life with the Struzzo feels like what it was before my accident: *normal*

«My name is Tessa, and I'm 43 years old. Because of a car accident, some 6 years ago, I'm now sitting in a wheelchair, due to a complete spinal cord injury at T11. After the accident my right shoulder has a limitation that makes transfers more difficult. Furthermore I have developed striker feet, which can only be solved by using my own weight by standing up.

Since the Struzzo came into my life, these struggles are resolved and my life is positively changed. My independence and my sense of self-worth are increased enormously. No transfer is too difficult and no height is too high with the coming of the Struzzo.

I have furthermore noticed that a human being is not made for sitting all day. By standing up regularly, I feel much better in body and mind. In my view, everybody who is in a wheelchair should have a Struzzo, because my life with the Struzzo feels like what it was before my accident: 'Normal'.»



WATCH THE VIDEO

Tessa, 44 years old - Holland  
Spinal Cord injury at T 11



## Now I can do the housework without leaving aside the windows

*« I find the Struzzo a very useful aid in the life of a disabled person. Personally, it enables me to do many small things that normally I couldn't do seated.*

*Now I can do the housework without leaving aside the windows and high shelves; I move around with great ease while looking at my new world - contrary to before - from up high and not from down below and can look the people around me straight in the eye.*

*Moreover, I use Struzzo as a verticalizer; it allows me to do the same exercises that I could do with the static one without having to have so many cumbersome aids in the house.*

*Struzzo helps me on a daily basis both from a physiotherapeutic point of view for my exercises as well as from a psychological point of view because I no longer have to ask for help with many things, making me feel much more autonomous. In short, it's an aid that changes your life by making it simpler. »*



*Lucia Fettolini, 24 years old - Rogno BG Italy  
Spinal Cord injury at L2 - L5  
Height 168 cm, Weight 54 kg*



## Struzzonline FAQ

Posted on 2014.03.31

**QUESTION: is it important for children to see their parents standing, when the parent normally goes through life wheelchair bound?**

« I have seen very surprised responses from children of different ages to see one of their parents in an upright position. From laughter, being stunned, surprised, shocked, a bit afraid, all sorts of reactions can be anticipated.

This little boy of 3 thought it very funny that his mother, after living for 13 years with a spinal chord injury, suddenly got out of her wheelchair and was suddenly much bigger than him! So, that was reason for a game, who- is- biggest? Mum had been in the Struzzo before, when she was pregnant and was the first person in this condition that we helped to a standing up position. At that time she thoroughly enjoyed it, and never forgot about it.

She is now motivated to stand more often and wants to clear up the mess this little kiddy is causing and be able to put it in the highest cupboards! »



Thank you Mirella, for sharing this.

## With the Struzzo I don't have pressure and constipation problems

« Every medular injured person should stand up everyday to improve his wellbeing and to anticipate health problems, although in real life that is not what happens.

Until I didn't have the Struzzo I didn't stand up because it was uncomfortable. I used orthesis with frame walking to stand up but when I was standing I couldn't do anything else because my hands were occupied keeping me in balance. Now with the Struzzo I stand up everyday, it is easy, quickly and you can move indoors comfortably because it has small dimensions. Because it maintains me vertically, I can use my hands to talk by the phone, work with the computer, read, cook, etc.

With the Struzzo I don't have pressure and constipation problems, my back aches have improved and I suppose that my legs and hips will be grateful in the future. It has been a good inversion. »



Elies Soler, 29 years old - Spain  
Injured 7<sup>th</sup>



## In the Struzzo I'm at the same level as other people

« The Struzzo gives me the possibility to autonomously get a versatile exercise. To get out on my balcony standing up gave me a whole new experience, a new dimension opened up, comparable to that when I parachuted for the first time. Compared to other possibilities of exercise, such as physiotherapy and other standing aids, the spasticity in my whole body is reduced quicker than normal when I'm standing in the Struzzo. »

Lena says « In the Struzzo I'm at the same level as other people without the risk of falling. One can concentrate on the meeting, instead of trying to maintain balance. »



Lena Eldstål, 49 years old - Sweden  
CP-injury since birth with Spastic Displegia, with legs most affected  
Height 163 cm, Weight 60 kg



# Testimonials

## Struzzo's Testimonials at First International Meeting in Amsterdam 17<sup>th</sup>-19<sup>th</sup> October 2013



Struzzo's testimonial - Tim Wijngaarden

*"Everyone has a chance to use Struzzo™, the only true barrier is lack of motivation. Motivation and dedication to learning how to correctly use Struzzo™ as highly intelligent aid are fundamental aspects in order to obtain the success of complete autonomy"*

by Carlo Marchesini

0:30 / 13:35

Tim Wijngaarden - first Struzzo's end user in Holland after many years

STANDING AND MOBILITY



Myriam de Koning, Struzzo's end user and Paralympics swimming champion - Spinal injury



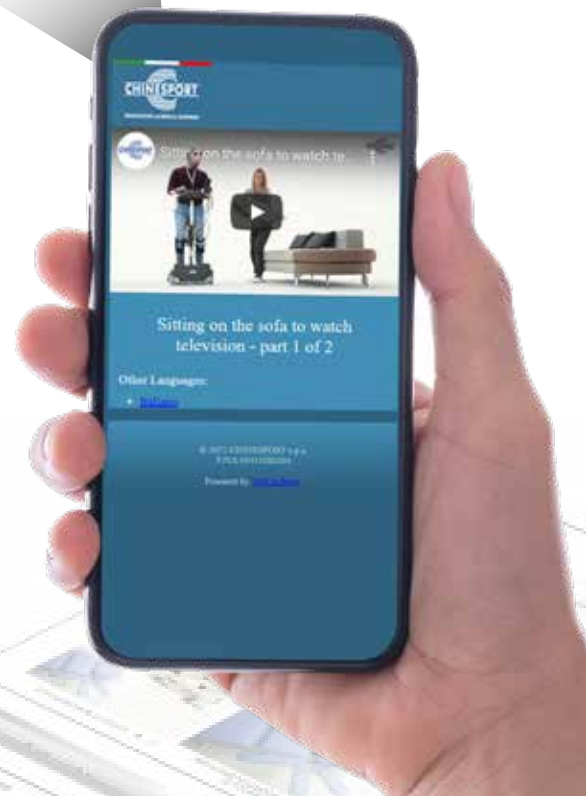
Hans Nelemans, Struzzo's end user - Director building business - Muscular dystrophy



Chinesport's website has also been designed and set up for those using mobile phones or iPads, not necessarily because they are out-and-about or travelling, but because they wish to know more about it while using our catalogue or other documentation. We are constantly involved in publishing new detailed information, photos (now even bigger), videos and multimedia files that are worth sharing.



**Point, and explore the video!**



**Chinesport,  
just a click away**



Since 1976 we have been dedicated to developing and manufacturing high quality rehabilitation equipment and assistive devices. Today we are a global leader with excellent and long-standing business relationships worldwide.

The root of our company name refers to the Italian word *chinesiterapia*, or movement therapy. We strongly believe and adhere to *movement culture* as a way to prevent and cure injury and disease.

Our own medical-scientific training and educational program is continuously expanding and caters for all specialized rehabilitation fields. The *Healthy posture for healthy movement* concept is part of our approach.



**Chinesport SpA**

📍 Via Croazia, 2 • 33100 Udine • Italy  
☎ 0432 621 621 • ✉ [export@chinesport.it](mailto:export@chinesport.it)

OUR PARTNER

Edition 2023.10

[www.chinesport.com](http://www.chinesport.com)