



Leckey MyWay and MyWay Pedal


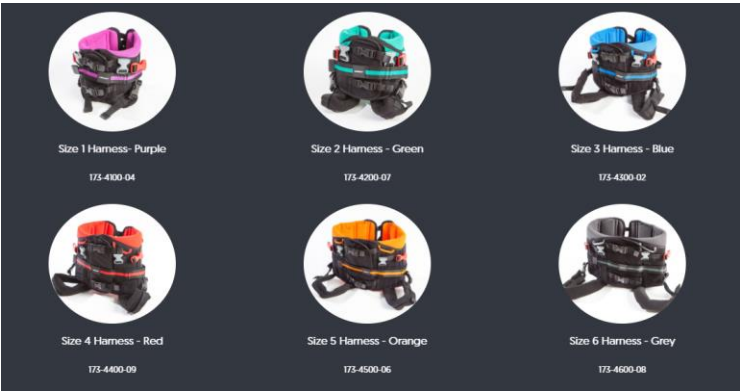


CE

Name	
Date:	
Email	
Contact Number	
Invoice Address	
Delivery Address	

Quote Order

Purchase Order	
----------------	--



	Item Code	Description	Quantity	Price
Frame				
				
<input type="checkbox"/>	173-1600	MyWay S1 MyWay Frame		XXX
<input type="checkbox"/>	173-2600	MyWay S2 MyWay Frame		XXX
<input type="checkbox"/>	173-3600	MyWay S3 MyWay Frame		XXX
Harness				
				
<input type="checkbox"/>	173-4100-04	MyWay S1 Purple MyWay Harness		XXX
<input type="checkbox"/>	173-4200-07	MyWay S2 Green MyWay Harness		XXX
<input type="checkbox"/>	173-4300-02	MyWay S3 Blue MyWay Harness		XXX
<input type="checkbox"/>	173-4400-09	MyWay S4 Red MyWay Harness		XXX
<input type="checkbox"/>	173-4500-06	MyWay S5 Orange MyWay Harness		XXX
<input type="checkbox"/>	173-4600-08	MyWay S6 Grey MyWay Harness		XXX
<input type="checkbox"/>	173-1800	MyWay Hoist Straps (one size)		XXX
Headrest				
				
<input type="checkbox"/>	173-1680	MyWay Headrest		XXX
User Handles				
				
<input type="checkbox"/>	173-1667	Size 1 User Handles (Pair)		XXX
<input type="checkbox"/>	173-2667	Size 2 User Handles (Pair)		XXX

<input type="checkbox"/>	173-3667	Size 3 User Handles (Pair)		XXX
Adult Handles				
				
<input type="checkbox"/>	173-1691	MyWay S1 Adult Handles		XXX
<input type="checkbox"/>	173-2691	MyWay S2 Adult Handles		XXX
<input type="checkbox"/>	173-3691	MyWay S3 Adult Handles		XXX
<input type="checkbox"/>	173-1693	MWAY Adult Connection Belt (one size) (Adult Handles required)		XXX
Ankle Guides				
				
<input type="checkbox"/>	173-1700	MyWay S1 Ankle Guides (L&R)		XXX
<input type="checkbox"/>	173-2700	MyWay S2 Ankle Guides (L&R)		XXX
<input type="checkbox"/>	173-3700	MyWay S3 Ankle Guides (L&R)		XXX
Saddle				
				
<input type="checkbox"/>	173-1671	MyWay S1 Saddle (recommended for MyWay S1 & S2 frames)		XXX
<input type="checkbox"/>	173-2671	MyWay S2 Saddle (recommended for MyWay S2 & S3 frames)		XXX

MyWay Pedal (Size 2 and 3 MyWay only)



<input type="checkbox"/>	173-1750	Smart Pedal Walker with Smart Tech (one size) requires sandals		XXX
<input type="checkbox"/>	152-1600	Sandals Size 1		XXX
<input type="checkbox"/>	152-2600	Sandals Size 2		XXX
<input type="checkbox"/>	152-3600	Sandals Size 3		XXX
<input type="checkbox"/>	173-2305	Small Ankle Wraps (use with sandals)		XXX
<input type="checkbox"/>	173-3305	Large Ankle Wraps (use with sandals)		XXX

Frame Size	1	2	3
Age (approx.)	1-5	4-11	9-16
User Shoulder Height (to floor) (mm)	635-920	870-1190	1070-1490
User Saddle Height (inside leg) (mm)	220-440	400-610	550-810
Max. User Weight (kg)	25	50	80
Frame Weight (kg)	12	6.5	9.5
Upper Support Unit Weight (kg)	Size 1 frame and upper support unit do not separate	10.5	11
Frame Width	570	670	720
Frame Length	720	850	1100

Harness Size	Age (approx.)	Waist at Navel Level (cm)	Max. User Weight (kg)	Colour
1	1-4	46-56	50	Purple
2	2-6	50-60	50	Green
3	5-9	55-65	50	Blue
4	8-12	60-70	80	Red
5	12-15	70-80	80	Orange
6	Up to 16	80-90	80	Grey