


Inserting tissue:

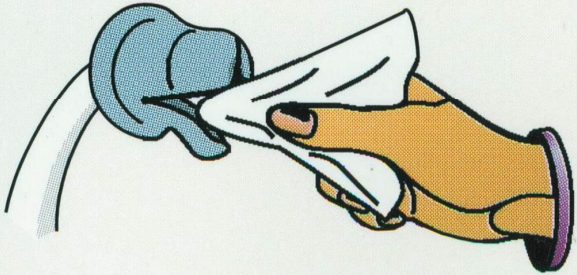
Step 1:

Hold tissue with the end of finger in the center of the tissue.



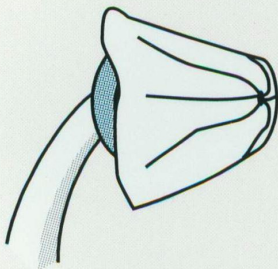
Step 2:

Place finger over opening of Bottom Buddy head.



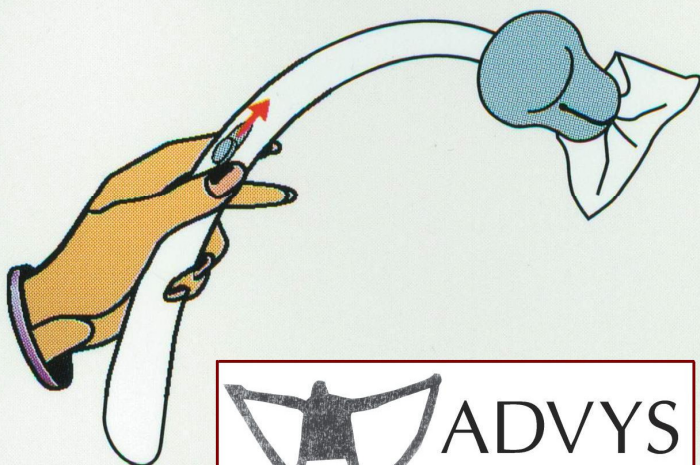
Step 3:

Bend lower section down and insert tissue part way into opening. Remove finger.



Step 4:

Smooth tissue over head.



Releasing tissue:

Point Bottom Buddy head down and push release button forward to release tissue.