

NEW



# Tricycle

**At Rifton we believe** everyone deserves the chance to ride. Biking is more than just recreational; it's therapeutic. We know the health benefits that come with cycling, especially for children with disabilities – improved leg strength, posture, balance and range of motion. We've also seen how it helps their socialization, their engagement with friends and family. Adaptive tricycles help non-ambulatory people experience the joy and freedom of independent movement.

In the forty years that we've been making adaptive tricycles, we've sought continually to make our designs more accessible and functional. The new Rifton Tricycle brings our experience and your input together with cutting-edge materials and technology to create the ultimate ride. It is sleek, rugged, adaptable and a whole lot of fun.



Find letters of medical necessity  
and informative articles at:  
[www.rifton.com/trike](http://www.rifton.com/trike)

*For* those who think biking is only recreational, I say come to my classroom and watch my students. The health and therapeutic benefits of biking every day are unmistakable. I cannot begin to say how much each of them benefit from these trikes.”

*William Lynch, PT, DPT  
Orange-Ulster Boces, NY*

**Tricycle (X330)**  
with simple prompt configuration


# Tricycle features



**Backrest angle**  
Position the backrest vertically or at a 7½° or 15° recline.



**Carbon fiber drive belt**  
The drive belt will not rust or stretch, and will last at least five times longer than a bicycle chain.



**Variable pedal resistance**  
The adjustable brake can provide drag or lock the wheels for safe transfer.



**Seat depth**  
The seat depth adjusts easily with a knob underneath.



Riders feel more independent when a caregiver assists from behind with the rear steer.



The laterals and handlebar swing away for easy transfers.



The seat glides up and down on a low-friction rail. This rider pushes with his feet to help his caregiver raise the seat.



The front guide bar encourages face-to-face interaction.



**The Rifton tricycle** can be configured for maximum support (above), or with minimal prompts (left), for freedom of movement and uncluttered appearance.



## A great way to exercise!

**The stationary stand** elevates the rear wheels of the tricycle, enabling a client to pedal in place and exercise her lower extremities. As her muscles move through the cycling motions, they are flexed, extended and stretched. The variable pedal resistance allows the caregiver to adjust the effort level as desired.

Use the same stationary stand for all three sizes of the Tricycle.



Remove rear wheels and front end, and flip down the backrest for easy transport.

# Components



## Handlebars

Choose either a stylish conventional handlebar or a loop handlebar for more adjustability.



## Choice of back support

The **trunk support** stabilizes a rider with low trunk control, and comes with a butterfly harness for anterior support. Laterals and a headrest can be added as well.


**Small:** 14" wide x 10½" high

**Large:** 16" wide x 16" high

The **backrest pad** is great for clients who need less support.

**Small:** 10" wide x 5" high

**Large:** 11" wide x 6" high



## Seats

Seats are made of soft foam for comfort, and include a seat belt.

**Small:** 8" wide x 8" long

**Medium:** 13" wide x 10" long

**Large:** 17" wide x 12" long



## Headrests

Choose between winged, contoured-adjustable, flat, or contoured-fixed headrests. They adjust horizontally and vertically for optimal positioning and attach to the trunk support system, tool-free.

**Flat and contoured:** 9" x 5"

**Winged:** 16" x 5" when flat to 6" between wings at 90°



## Laterals

The laterals slide in tracks on the back of the trunk support. They have independent vertical, width and angle adjustment, and can swing out of the way for transfers.

**Small:** 4" x 5"

**Large:** 5" x 6"




## Components (continued)



### Choice of rear handle

The **push handle** can be ordered with or without the caregiver brake. It allows the caregiver to assist the rider and control the tricycle's speed.

The **rear steer** can be ordered with or without the caregiver brake. It lets a caregiver aid in steering the tricycle from behind, giving the rider a feeling of independence.




### Hand anchors

The hand anchors provide soft, comfortable support for users who have difficulty keeping their hands on the handlebars.

**Small:** fits hand length of less than 6"

**Large:** fits hand length of 6" or over



### Front handbrake

The front handbrake gives riders control over their speed. It can be positioned for left or right-hand use, and locked for parking.



### Front guide bar

The front guide bar lets a caregiver guide the tricycle from the front. It enables eye contact between the caregiver and rider.



### Abductor

The abductor separates the knees and helps to control spastic muscles that cause leg scissoring. It is adjustable forward and back with depth markings.





## Components (continued)



### Abductor with adduction straps

The adduction straps attach to rods on the abductor pad, and provide a comfortable lateral boundary for a client's knees to maintain proper body and joint alignment.



### Pelvic harness

Rifton's unique pelvic harness firmly positions a client's pelvis, securing hips and upper thighs without pressure on the abdomen. It provides a stable, comfortable base for postural control and encourages proper alignment of the spine. It also controls extreme extensor spasticity that can result in sacral sitting.

**Max. thigh circumference:** small 22", medium 25", large 31"



### Pedal raise kit

The pedal raise kit includes two blocks and two longer bolts with knobs. Stack them singly or in pairs to accommodate leg length discrepancy.

**Block thickness:** ½"



### Stationary stand


The stationary stand converts any Rifton tricycle into a stationary trainer for pedaling practice or rainy-day activity.



### Mounting bar

The mounting bar clips to the center of the handlebar and provides a place to attach a device mount. Great for communication devices.

**Mounting bar diameter:** 7/8"



**Front basket**


The front basket is a convenient storage space for small items.

**Outdoor cover**

The outdoor cover is weather and water-resistant for storing your tricycle outside.




# Tricycle dimensions

User dimensions (inches)	X320 small	X330 medium	X340 large
Inside leg length	12–22	19–28	25–38
 <p><b>Key user dimension: inside leg length</b> The extended leg should reach from seat to pedal comfortably when both feet and torso are strapped into place.</p> <p><b>Important:</b> User's weight must not exceed the maximum working load. Rifton tricycles are not intended for clients with strong reflexes or poorly developed trunk balance and head control. Consult your client's therapist before ordering.</p>			
	Item dimensions (inches)	X320 small	X330 medium
Overall width	25½	27½	31½
Overall length	44	53	65
Overall height (at lowest position with wheels / front end removed for transport)	21¼	21¼	30
Overall length with no rear handle (wheels and front end removed)	36	41	49
Overall length with rear handle (wheels and front end removed)	48	51	60
Wheel diameter	12	15	18
Seat center to extended pedal	12–22	19–28	25–36
Seat to top of trunk support (max height)	16	24	24
Gear ratio (approximate)	1:1	1:1	1:1
Item weight (lb)	47	56	65
Adjustment range of laterals	small trunk support: 6–12	small trunk support: 6–12 large trunk support: 9½–15½	large trunk support: 9½–15½
Max. working load (lb)	125	250	310

**Small and medium Trikes** come in your choice of five colors.




**Blue**



**Red**



**Teal**



**Lime**

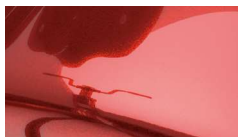


**Pink**

**Large Trike** comes in your choice of five colors.



**Blue**



**Red**



**Teal**



**White**



**Black**

# 2022 **New!** Tricycle order form

Use dimension chart to select appropriate size.

**Small and medium available in 2023.**

		X320 small	X330 medium	X340 large	
* <b>Tricycle</b> frame includes pedals, parking brake with variable resistance, and a rear basket.		X321 <input type="checkbox"/>	X331 <input type="checkbox"/>	X341 <input type="checkbox"/>	\$2,600 <input type="checkbox"/>
* <b>Color</b> (Note that the choices are different between sizes.)		Blue <input type="checkbox"/>	Blue <input type="checkbox"/>	Blue <input type="checkbox"/>	<input type="checkbox"/>
<b>CHOOSE</b>		Red <input type="checkbox"/>	Red <input type="checkbox"/>	Red <input type="checkbox"/>	<input type="checkbox"/>
		Teal <input type="checkbox"/>	Teal <input type="checkbox"/>	Teal <input type="checkbox"/>	<input type="checkbox"/>
		Lime <input type="checkbox"/>	Lime <input type="checkbox"/>	Black <input type="checkbox"/>	<input type="checkbox"/>
		Pink <input type="checkbox"/>	Pink <input type="checkbox"/>	White <input type="checkbox"/>	<input type="checkbox"/>
* <b>Handlebar</b>	<b>CHOOSE</b> Loop	X322 <input type="checkbox"/>	X332 <input type="checkbox"/>	X342 <input type="checkbox"/>	\$220 <input type="checkbox"/>
	Conventional	X323 <input type="checkbox"/>	X333 <input type="checkbox"/>	X343 <input type="checkbox"/>	\$220 <input type="checkbox"/>
* <b>Back support</b>	<b>CHOOSE</b> Small backrest pad	X326 <input type="checkbox"/>	X326 <input type="checkbox"/>	N/A	
	Large backrest pad	N/A	X336 <input type="checkbox"/>	X336 <input type="checkbox"/>	\$175 <input type="checkbox"/>
	Small trunk support	X327 <input type="checkbox"/>	X327 <input type="checkbox"/>	N/A	
	Large trunk support	N/A	X337 <input type="checkbox"/>	X337 <input type="checkbox"/>	\$375 <input type="checkbox"/>
* <b>Seat</b>	<b>CHOOSE</b> Small	X324 <input type="checkbox"/>	N/A	N/A	
	Medium	X325 <input type="checkbox"/>	X334 <input type="checkbox"/>	N/A	
	Large	N/A	X335 <input type="checkbox"/>	(included)	
<b>Headrest</b> (requires trunk support)	<b>CHOOSE</b> Contoured—fixed	X375 <input type="checkbox"/>	X375 <input type="checkbox"/>	X375 <input type="checkbox"/>	\$200 <input type="checkbox"/>
	Contoured—adjustable	X376 <input type="checkbox"/>	X376 <input type="checkbox"/>	X376 <input type="checkbox"/>	\$250 <input type="checkbox"/>
	Flat	X377 <input type="checkbox"/>	X377 <input type="checkbox"/>	X377 <input type="checkbox"/>	\$250 <input type="checkbox"/>
	Winged	X378 <input type="checkbox"/>	X378 <input type="checkbox"/>	X378 <input type="checkbox"/>	\$275 <input type="checkbox"/>
<b>Laterals</b> (require trunk support)	<b>CHOOSE</b> For small trunk support	X328 <input type="checkbox"/>	X328 <input type="checkbox"/>	N/A	
	For large trunk support	N/A	X338 <input type="checkbox"/>	X338 <input type="checkbox"/>	\$225 <input type="checkbox"/>
<b>Rear handle</b>	<b>CHOOSE</b> Push handle	X312 <input type="checkbox"/>	X312 <input type="checkbox"/>	X313 <input type="checkbox"/>	\$100 <input type="checkbox"/>
	Push handle w/ caregiver brake	X314 <input type="checkbox"/>	X314 <input type="checkbox"/>	X315 <input type="checkbox"/>	\$175 <input type="checkbox"/>
	Rear steer	X352 <input type="checkbox"/>	X353 <input type="checkbox"/>	X354 <input type="checkbox"/>	\$350 <input type="checkbox"/>
	Rear steer w/ caregiver brake	X362 <input type="checkbox"/>	X363 <input type="checkbox"/>	X364 <input type="checkbox"/>	\$425 <input type="checkbox"/>
<b>Hand anchors</b> (pair)	<b>CHOOSE</b> Small	X317 <input type="checkbox"/>	X317 <input type="checkbox"/>	N/A	
	Large	N/A	X318 <input type="checkbox"/>	X318 <input type="checkbox"/>	\$125 <input type="checkbox"/>
<b>Front handbrake</b> (factory installed)		X329 <input type="checkbox"/>	X339 <input type="checkbox"/>	X349 <input type="checkbox"/>	\$150 <input type="checkbox"/>
<b>Front guidebar</b>		X319 <input type="checkbox"/>	X319 <input type="checkbox"/>	X319 <input type="checkbox"/>	\$175 <input type="checkbox"/>
<b>Abductor</b>		X355 <input type="checkbox"/>	X356 <input type="checkbox"/>	X357 <input type="checkbox"/>	\$225 <input type="checkbox"/>
<b>Abductor with adduction straps</b>		X365 <input type="checkbox"/>	X366 <input type="checkbox"/>	X367 <input type="checkbox"/>	\$300 <input type="checkbox"/>
<b>Pelvic harness</b>		X372 <input type="checkbox"/>	X373 <input type="checkbox"/>	X374 <input type="checkbox"/>	\$200 <input type="checkbox"/>
<b>Pedal raise kit</b>		X344 <input type="checkbox"/>	X344 <input type="checkbox"/>	X344 <input type="checkbox"/>	\$50 <input type="checkbox"/>
<b>Stationary stand</b>		X345 <input type="checkbox"/>	X345 <input type="checkbox"/>	X345 <input type="checkbox"/>	\$100 <input type="checkbox"/>
<b>Mounting bar</b> (for device holder)		X346 <input type="checkbox"/>	X346 <input type="checkbox"/>	X346 <input type="checkbox"/>	\$50 <input type="checkbox"/>
<b>Front basket</b>		X347 <input type="checkbox"/>	X347 <input type="checkbox"/>	X347 <input type="checkbox"/>	\$50 <input type="checkbox"/>
<b>Outdoor cover</b>		X348 <input type="checkbox"/>	X358 <input type="checkbox"/>	X368 <input type="checkbox"/>	\$375 <input type="checkbox"/>
<b>Total</b>		<b>X320</b>	<b>X330</b>	<b>X340</b>	<b>\$ _____</b>

\* Required