



**MANUAL
PRODUCTS**

Issue 2022/01



MANUELLE ROLLSTÜHLE



SPECIFICATIONS
AT A GLANCE
ON PAGE 18

STANDARD FOLDING WHEEL- CHAIRS



SERVICE 3.600
PAGE 8



BUDGET 9.050
PAGE 9

LIGHTWEIGHT WHEELCHAIRS



FORMAT 3.940
PAGE 10



EUROCHAIR² 2.750
PAGE 11



EUROCHAIR² PRO
2.850
PAGE 12



EUROCHAIR 1.750
PAGE 13



EUROCHAIR² XXL
2.850
PAGE 14



EUROCHAIR² HD
2.850
PAGE 15

MULTIFUNCTIONAL & RECLINING WHEELCHAIRS



EUROCHAIR²
POLARO 2.845
PAGE 16



SOLERO LIGHT 9.072
PAGE 17

*inspire
joy of life*

THE MEYRA SEAL OF
INDIVIDUALITY



PRODUCTS FOR SPECIAL REQUIREMENTS

In our efforts to ensure mobility for each individual, great value has always been attached to customised product solutions at MEYRA. As individual as the requirements are, so too are the solutions we develop. Whether for particularly heavy users with a body weight of up to 300 kg or users with specific limitations of their musculo-skeletal system - we create the solution that fits, tailored entirely to the handicap in question.

With a highly qualified team that is exclusively responsible for individual solutions, we have expanded the INDIVIDUAL range even further over the course of the last few years. Several thousand individual solutions have thus been created alongside series production. Each concern is planned in detail, in cooperation with therapists and orthopaedic technicians, and professionally put into effect by our manufacturing team consisting of engineers and technicians. Manufactured with modern CAD equipment - for the accustomed MEYRA quality.



CUSTOMER REQUEST

Individual customisation for products with the MY Individual label.



DEFINE REQUIREMENTS

Personal appointment and completion of order form.



DATA CHECK

Feasibility check by MEYRA and where appropriate preparation of offer.



PRODUCTION

Planning and production following approval of offer. Products can be viewed in the design stage where appropriate.



DELIVERY

Delivery of the finished product to your specialist retailer. Delivery to the customer also possible with MEYRA product specialists.

SUBMIT A
REQUEST:
INFO@MEYRA.DE

MEDICAL CONDITIONS & FUNCTIONAL REQUIREMENTS



MEDICAL CONDITIONS

Traumatic brain injury
MS, ALS, severe dementia

Stroke
Parkinson's

Leg amputations with
degenerative
diseases

Geriatric
disorders
Long-term fittings

Obesity with
sequelae

Post-OP conditions
or traumas short-term
fittings

Geriatric
disorders
Short-term fittings

Clinic and institutional use
for transfer and
short-term fittings

FUNCTIONAL REQUIREMENTS IN THE VARIOUS MEDICAL FIELDS

Palliative care

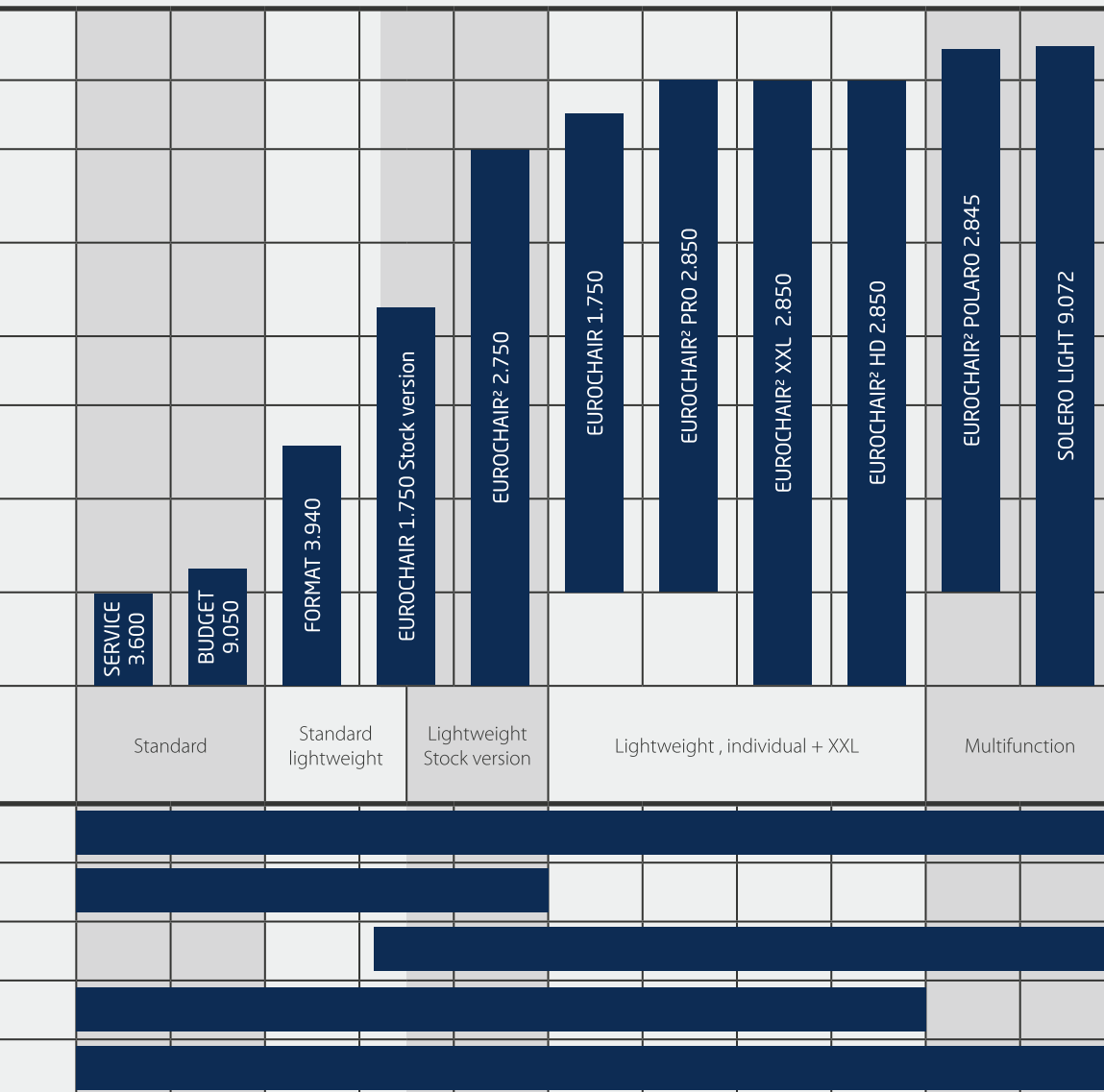
Geriatrics

Neurology

Orthopaedics, traumatology

Internal medicine

MEYRA® MANUAL WHEELCHAIRS




FURTHER INFORMATION
OUR SPECIALIST RETAILERS WILL BE HAPPY TO ADVISE YOU.

COMMON PARTS

PARTS COMPATIBILITY

Very economical due to maximum compatibility of parts - the idea behind MEY-RA's modular system. The modular system is already an integral feature in the EURO-CHAIR family and has also established itself in the rest of the manual sector. The widespread uniformity of the individual parts used in our wheelchairs also guarantees greater flexibility and a minimum stock level.



COMPONENTS

Side panel, standard

Side panel, height-adj.

Pressure brake

Brake lever extension

Drum brake²⁾

Footrest

Swivel up footrest

Amputation legrest

Back tube

Back upholstery

Seat upholstery¹⁾

Cross strut

Castor wheels

Drive wheels

Support castor wheels

Therapy table

Therapy table, half lap

Walking aid holder

Retainer strap

Passive lighting

Spoke guards

MEYRA® PARTS COMPATIBILITY



| SERVICE 3.600 | BUDGET 9.050 | FORMAT 3.940 | EUROCHAIR 1.750 Stock version | EUROCHAIR² 2.750 | EUROCHAIR 1.750 | EUROCHAIR² PRO 2.850 | EUROCHAIR² XXL 2.850 | EUROCHAIR² POLARO 2.845 | SOLERO LIGHT 9.072 |
|---------------|--------------|--------------|-------------------------------|------------------|-----------------|----------------------|----------------------|-------------------------|--------------------|
| - | ○ | ○ | ○ | ○ | ○ | ○ | ○ | ○ | - |
| - | ○ | ○ | ○ | ○ | ○ | ○ | ○ | ○ | - |
| ○ | ○ | ○ | ○ | ○ | ○ | ○ | ○ | ○ | - |
| ○ | ○ | ○ | ○ | ○ | ○ | ○ | ○ | ○ | - |
| - | ○ | ○ | ○ | ○ | ○ | ○ | ○ | ○ | - |
| - | ○ | ○ | ○ | ○ | ○ | ○ | ○ | ○ | ○ |
| - | ○ | ○ | ○ | ○ | ○ | ○ | ○ | ○ | ○ |
| - | ○ | ○ | ○ | ○ | ○ | ○ | ○ | ○ | ○ |
| - | ○ | ○ | ○ | ○ | ○ | ○ | ○ | ○ | ○ |
| - | - | - | - | ○ | - | ○ | ○ | ○ | - |
| - | - | - | ○ | ○ | ○ | ○ | ○ | ○ | - |
| - | - | - | ○ | ○ | ○ | ○ | ○ | ○ | - |
| - | - | - | ○ | ○ | ○ | ○ | ○ | ○ | - |
| ○ | ○ | ○ | ○ | ○ | ○ | ○ | ○ | ○ | ○ |
| ○ | ○ | ○ | ○ | ○ | ○ | ○ | ○ | ○ | ○ |
| - | ○ | ○ | ○ | ○ | ○ | ○ | ○ | ○ | - |
| ○ | ○ | ○ | ○ | ○ | ○ | ○ | up to SW 53 cm | ○ | ○ |
| ○ | ○ | ○ | ○ | ○ | ○ | ○ | ○ | ○ | ○ |
| - | ○ | ○ | ○ | ○ | ○ | ○ | ○ | ○ | - |
| ○ | ○ | ○ | ○ | ○ | ○ | ○ | ○ | ○ | ○ |
| - | ○ | ○ | ○ | ○ | ○ | ○ | ○ | ○ | - |
| ○ | ○ | ○ | ○ | ○ | ○ | ○ | ○ | ○ | ○ |

¹⁾ Models 1.XXX use thinner fastening screw
²⁾ poss. different mount

SIMPLY ECONO



SERVICE- FOR UNIVERSAL USE

- Possibilities for adaptation to the body dimensions of the user
- Extensive range of accessories
- Smooth folding due to scissor guide tubes, thus high-quality folding system with long service life and good parallel guidance of the side frames
- Hand rim propulsion/push mode
- Side panels, armrests and legrests detachable
- Knee lever brake
- Clinic version available in chrome
- PU armrests suitable for therapy table



SERVICE
3.600

MICAL



BUDGET
9.050



BUDGET – ECONOMICAL AND INNOVATIVE

- Front seat height variable without swapping parts
- Comfort-remove side panel
- Standard wheelbase extension with one-time optimisation of manoeuvrability for attendant
- Folding
- Hand rim propulsion/push mode
- Legrests swing-away inwards and outwards, angle-adjustable footplates
- Lockable, backward-folding armrests
- All drive wheels incl. quick release axle, stepper bar as standard
- Pressure or drum brake for attendant (option)

PERFECT REU



FORMAT – THE QUALITY ALTERNATIVE FOR REUSE

- Folding
- Legrests swing-away inwards and outwards
- Adaptable seat height
- Lockable, backward-folding armrests, tuck in behind the back
- All drive wheels incl. quick release axle
- Knee lever brake or drum brake for attendant (option)
- Adjustable back, angle-adjustable footplate, stepper bar and wheelbase extension as standard
- Links in with MEYRA's EUROCHAIR Family modular system
- Safety package optional

FORMAT
3.940



FOR
SE



EUROCHAIR² – THE LIGHTWEIGHT CHAIR FOR UNIVERSAL USE

- Folding and individually adaptable
- Legrests angle-adjustable, detachable, swing-away incl. single calf strap
- Side panel height-adjustable, swivel up, swing-away, detachable
- Angle-adjustable steering head
- Patented height-adjustable side panel with adjustable arm pad
- Double scissor as standard
- Adjustable back
- Easy wheelbase extension by turning the varioblock
- MEYRA modular system ensures extensive range of accessories and quick supply of spare parts

INDIVIDUALLY

EQU



EUROCHAIR² PRO – FUNCTIONAL AND INTELLIGENT

- Legrests angle-adjustable, detachable, swing-away incl. single calf strap
- Side panel height-adjustable, swivel up, swing-away, detachable
- Adjustable back and double scissor as standard
- Folding
- Legrests swing-away inwards and outwards
- Armrests detachable, backward folding
- Knee lever brake or drum brake for attendant (option)
- Stepper bar as standard
- Easy wheelbase extension by turning the varioblock
- Hemikit

EUROCHAIR²
PRO
2.850



IPPED



EUROCHAIR 1.750




EUROCHAIR

- Available as stock version or individual model
- Optimal fitting for numerous medical conditions
- High degree of adjustment variance and individual adaptation
- Service-friendly
- Easy to transport
- Angle-adjustable steering head
- Fast and precise conversion
- Extensive modular system
- Folding

SPECIAL

REQ



EUROCHAIR² XXL – MAXIMUM STABILITY

- Suitable for users up to 200 kg
- Long-term fitting with high adaptation requirement for independent mobility
- Folding
- Particularly stable and available in five seat widths
- Adjustable back
- Drum brake for attendant (option)
- Stepper bar as standard

EUROCHAIR²
XXL
2.850



Suitable for passenger transport.
Tested according to ISO 7176-19
(max. user weight 200 kg)

REQUIREMENTS



EUROCHAIR² HD 2.850



EUROCHAIR² HD

- Suitable for users up to 300 kg
- Reinforced back, seat belt and rear side panel retainer
- Folding
- High-strength steel frame
- One-piece footboard
- Armrests detachable, backward folding
- Drum brake for attendant (option)
- Stepper bar as standard



MULTI- FUNC



EUROCHAIR² POLARO – RECLINING AND POSITIONING

- Finely graduated seat and back adjustment stabilises the sitting position
- Quick adaptation to changing users
- Hygienically equipped with washable cover
- Two back types, available with fixed anatomically shaped back shell or with adjustable back strap
- Easy adaptation of headrest, armrests, legrests and footplates
- Adjustable back or anatomically shaped back
- User weight up to 120 kg
- Pressure brake for the user, optional drum brake
- Backrest with infinitely variable adjustment up to 30°
- Folding for easier transport in car
- Basic version fully equipped
- High degree of modularity



EUROCHAIR²
POLARO
2.845

TIONAL



SOLERO
LIGHT
9.072



SOLERO LIGHT – EASY HANDLING

- Simple to operate
- Infinitely variable adjustment of the seat and back angle
- Pressure brake, optional drum brake
- Assembly of all auxiliary drives possible
- Gas pressure spring ensures gentle recline and pull-up
- Compact and low seat height
- Variable seat width and seat depth adjustment
- Headrest height, depth and angle-adjustable
- Armrest height-adjustable and detachable with memory function
- Arm pad depth-adjustable
- Legrests angle-adjustable and lockable, swing-away and detachable
- Centre of gravity oriented frame design provides increased stability

SPECIFICATIONS

Dimensional tolerances ± 10 mm, $\pm 2^\circ$, data subject to design changes

| | SERVICE 3.600 | BUDGET 9.050 | FORMAT 3.940 | EUROCHAIR ² 2.750 | EUROCHAIR ² PRO 2.850 |
|--|-------------------------------------|-----------------------------------|-----------------------------------|---|---|
| HMV no. | 18.50.02.0006 | 18.50.02.0117 | 18.50.02.2092 | 18.50.02.2122 | 18.50.02.2123 |
| Seat width in mm | 400 / 450 ³⁾ / 480 / 510 | 380 / 400 / 430 / 460 / 480 / 510 | 380 / 400 / 430 / 460 / 480 / 510 | 380 / 400 / 430 / 460 / 480 / 500 / 530 | 300 / 320 / 340 / 360 / 380 / 400 / 430 / 460 / 480 / 500 / 530 |
| Width, ready to move, in mm | 620 / 670 / 700 / 730 | 560 / 580 / 610 / 640 / 660 / 690 | 560 / 580 / 610 / 640 / 660 / 690 | 580 / 600 / 630 / 660 / 680 / 700 / 730 | 500 / 520 / 540 / 560 / 580 / 600 / 630 / 660 / 680 / 700 / 730 |
| Width, folded, in mm | 310 | 280 | 280 | 310 | 310 |
| Seat depth in mm | 440 | 430 | 400 – 430 | variable 400 – 460 | 400 / 430 / 460 / 490 |
| Seat height in mm | | | | | |
| Seat height, front, in mm | 520 | 470 – 510 | 470 – 510 | variable 470 – 520 | variable 390 – 560 |
| Seat height, rear, in mm | 490 | 440 – 490 | 440 – 490 | | variable 390 – 520 |
| Total height in mm | 920 | 960 | 960 | 930 | variable 790 – 1,050 |
| Back height in mm | 400 | 420 | 420 | 400 / 420 / 440 | 400 / 420 / 440 / 460 / 480 / 500 |
| Back angle in degrees | | | | | |
| Seat tilt in degrees | | | | | |
| Armrest height in mm | 240 | 210.5 | 215 | 210 – 260 | 210 – 260 |
| Length with / without footrest | 1,080 / 780 | 1,040 | 1,040 | 1,050 ⁴⁾ | 1,050 |
| User weight in kg | 120 | 130 | 130 | 130 | 130 |
| Empty weight in kg | 19 | 18.5 | 17.5 | 17.5 | 17.5 |
| Permissible total weight in kg | 139 | 148.5 | 147.5 | 147.5 | 147.5 |
| Transport weight in kg | 11 | 11.5 | 10.5 | | 10 |
| Drive wheel in mm (inches) | 610 (24") | 610 (24") | 610 (24") | 616 (24") | 22" 24" |
| Static stability (also with brake applied) in degrees | | | | | |
| Brake test according to STAND- ARD in degrees | | | | 7° | |

¹⁾with seat width 430

²⁾with seat width 480

³⁾only seat width 450 available in imitation leather

⁴⁾incl. support castor wheels

| EUROCHAIR ² XXL 2.850 | EUROCHAIR ² HD 2.850 | EUROCHAIR 1.750 STOCK VERSION | EUROCHAIR 1.750 | EUROCHAIR ² POLARO 2.845 | SOLERO LIGHT 9.072 |
|-------------------------------------|------------------------------------|--|--------------------|---|-----------------------|
|-------------------------------------|------------------------------------|--|--------------------|---|-----------------------|

| | | | | | |
|-----------------------------------|-----------------------|---|---|---------------|-------------------------|
| 18.50.02.3039 | | 18.50.02.2085 | 18.50.02.2085 | 18.50.02.5053 | 18.50.02.7024 |
| 480 / 500 / 530 / 580 / 650 | 700 / 750 / 800 | 380 / 400 / 430 / 460 / 480 / 500 / 530 | 380 / 400 / 430 / 460 / 480 / 500 / 530 | 430 / 480 | 430 – 460 / 480 – 510 |
| 680 / 700 / 730 / 780 / 850 | 920 / 970 / 1,020 | 560 / 580 / 610 / 640 / 660 / 680 / 710 | 560 / 580 / 610 / 640 / 660 / 680 / 710 | 650 / 700 | min. 620 |
| 310 | 310 | 280 | 280 | 320 | |
| 430 / 460 / 490 | 460 / 500 | 400 / 430 | 400 / 430 / 460 | 430 / 460 | 420 – 480 |
| | | | | | 440 / 520 |
| variable 460 – 520 | 475 / 500 | variable 435 – 515 | variable 435 – 515 | 440 – 520 | |
| variable 460 – 520 | 475 / 450 | variable 435 – 515 | with hemi option 390 – 430 | 440 – 520 | |
| 930 | 960 | 960 | 960 | 1,050 | 1,040 – 1,180 |
| 400 / 420 / 440 / 460 / 480 / 500 | 430 | 400 / 420 / 440 | 400 / 420 / 440 | 500 | 530 – 560 |
| | | | | | 0° – 45° (-2°) – 25° |
| 210 – 260 | 230 – 330 | 230 | 230 | 210 – 260 | 210 – 270 |
| max. 1,070 / max. 840 | max. 1,140 / max. 880 | 1,040 | 1,040 | 1,090 / 880 | 1,180 / 910 |
| 160 / 200 / 300 | 300 | 130 | 130 | 130 | 130 / 150 |
| 19 | 34 | 16 | 16 | 17.5 | 38 |
| 179 / 219 | 334 | 136 | 146 | 150 | 168 / 198 |
| 12 | 27.5 | | | 12 | 23 |
| 610 (24") | 610 (24") | 600 (24") | 550 (22") 600 (24") | 600 (24") | 610 (24") |
| | | | | 7° | |
| | | | | | |



 **MEYRA GmbH**

Meyra-Ring 2
D-32689 Kalletal-Kalldorf

 info@meyra.de

Tel.: +49 5733 922 - 0
Fax: +49 5733 922 - 9311

www.meyra.com
