

Selected as speakers
by the scientific
committee of:



ORMESA®
• MADE IN ITALY SINCE 1980 •

GRILLO



GRILLO

One single gait trainer, endless opportunities.

Grillo is a gait trainer designed to facilitate the autonomous movement of children and adults.

Grillo's original design and **patented height adjustment system** makes it **stylish and safe to use**.

Available in the **front and rear drive models**, it is extremely customizable, **easy to use and versatile**, due to its various adjustments and wide range of available supports.



PRODUCT REGISTERED  USA

PRODUCT MARKED 

Dynamic frame

Gait trainer with an optimal centre of gravity

Grillo grows with you

With its extremely light aluminium folding frame, **Grillo is easy to push and manoeuvre** for those with reduced voluntary motor skills and balance, and folds up for compact storage and ease of transport.

It has a gas-spring system that allows for safe and easy frame adjustment, **even in use**, whether stationary or in movement.

The optimal centre of gravity height adjustment system allows a Grillo of just one size to adapt to the growth of a child over a long period of time.





Designed to help children c

SIZE *mini*

SIZE **S**

SIZE **M**

SIZE **L**

100

80

60

40

20



and adults be independent

Grillo is available in four sizes





A close-up photograph of a mechanical device. The top part shows a black handle with a textured grip section. Below it is a white cylindrical component with the word 'GRILLO' printed in black, with three red dots above the 'I'. The background is plain white.

Configurable
to adapt to
any need

Front Drive



P Configuration with pelvic support and handlebar.

For users with moderate trunk control needing some pelvis support.



PT Configuration with pelvic and thoracic supports and handlebar.

For users needing both pelvis and trunk support. The two independent supports allow forward flexing of the trunk to facilitate the gait cycle.



PA Configuration with pelvic and arm supports.

For users with partial trunk control needing some pelvis support. The upper limb support facilitates trunk control.



PTM Configuration with pelvic support, table and handlebar.

For users needing both frontal pelvic and trunk support. The upper limb support facilitates trunk control.



Rear Drive



P Configuration with pelvic support and handles.

Model offering pelvic support all the way round. Suitable for users with moderate trunk control.



PT Configuration with pelvic support, thoracic support and handles.

For users needing both rear pelvic and trunk support. The two independent supports allow forward flexing of the trunk to facilitate the gait cycle.



PA Configuration with pelvic and arm supports.

Model offering pelvic support all the way round, as well as upper limb support. Suitable for users with moderate trunk control. The upper limb support facilitates trunk control.



Independent anatomical supports for trunk and pelvis



Their versatility, adaptability and ergonomics ensure safety, stability and all the way round support for the user while both standing and walking.

They support the user's trunk without forcing its positioning or movement.

Designed and built to give the same **feeling of safety and support** as a parenting supporting their child.

The anatomical supports are available in 4 sizes, just like the frames. However, in order to meet the specific needs of a user, such as very tall and thin person, it is sometimes **better to use the supports of a smaller size than the frame.**

Supports size S, frame size M



Precise, continuous adjustments

All adjustments are made using levers or adjustable safety handles, without needing any tools. This allows safe and easy adjustments and modifications, **even while in use**. It also allows for easy addition and removal of interchangeable supports.



Inclination adjustment.



Circumference and width adjustment.



Height adjustment (upper pelvis size L is adjustable only with the frame).



Forward-backward adjustment.





Graduated bars

Present on all adjustable supports, these **allow a certain posture to be set or restored by the doctor or therapist** after closing the frame or use by another user, thus avoiding the risk of adjusting the aid in an inappropriate way.



Ergonomic harness

With an abductive effect, it **supports the user in case of need, when needed acts as weigh bearing relief on lower limbs without generating any genital or inguinal pressure**. Made to ensure maximum comfort and safety, it is removable, machine washable and easy to adjust.



Quick and easy folding

The Grillo can be folded in one movement, for compact storage and ease of transport. **The frame folds in on itself without the need to remove any support.**

Ormesa designed wheels

suited to any surface

Rear wheels with:

- > **Anti-rollback system:** that prevents backwards movement. Suited to users without good head or trunk control using the device for the first time.
- > **Adjustable braking:** to reduce gait speed. 5 adjustment positions.
- > **Compatible with manual braking.**
- > **Parking brake:** it is easily operated by the red pedal. Useful for positioning the user and for transport.

Front swivel wheels with:

- > **Steerable wheels:** that prevent the front wheels from turning, guaranteeing linear stability and allowing the user to focus exclusively on propulsion and not on steering control.
- > **By reversing the wheels, it is possible to transform the front configuration into a rear one, and vice versa.**

Wheel dimensions:



front	15 cm	15 cm	17,5cm	17,5 cm
rear	20 cm	20 cm	25 cm	25 cm



Postural supports and inte



865 Multiadjustable headrest

With height, inclination and forward-backward adjustment.



925 Thoracic support

Configurable, by replacing the tubes, as follows:

- > Upper thoracic, size mini on Grillo S.
- > Upper thoracic, size S on Grillo M.
- > Upper thoracic, size M on Grillo L.



924 Pelvic support

Configurable as follows:

- > Upper pelvis, size mini on Grillo S.
- > Upper pelvis, size S on Grillo M.
- > Upper pelvis, size M on Grillo L.



930 Ergonomic harness

Further adjustable for sizes M and L.

Configurations:

- > Harness size S on Grillo M.
- > Harness size M on Grillo L.



894 Rear table belt for Grillo PTM

With circumference adjustment, for size mini.



926 Adjustable handlebar

With depth, height and inclination adjustment.

Interchangeable components



809 Arm supports

With depth, inclination, rotation, height and pronosupination adjustment. Also positionable outside the handle.



943 Arm straps

With circumference adjustment.



809 Arm supports for size mini

With height, depth and rotation adjustment.



943 Arm straps for size mini

With circumference adjustment.



937 Ergonomic handles for Grillo mini PTM

With height, inclination, forward-backward, rotation and width adjustment.



939 Ergonomic handles

With height, inclination, forward-backward, rotation and width adjustment.

Postural supports and inte



927 Removable knobs
Independent width adjustable.



919 Lumbar thrust support
With height adjustment. For size S and M.



918 Folding seat
With height adjustment and foldable.
For size S and M.



815 Proximal abductor
With height adjustment. Provides support in case of need, and can be closed while walking.

NEW



946 Ergonomic saddle
With strap adjustment.



923 Additional assistant push handle
With height adjustment.

Interchangeable components



890-C Leg divider with thigh loops

To prevent lower limb adduction. **Guides the gait cycle**, facilitating the correct sequence of movements. Height, circumference and stride width adjustable. **Innovative design** ergonomic leg loops offer three degrees of freedom: longitudinal, vertical and rotative, allowing for natural physiological walking movements.



890-SC Distal abductor

With height adjustment.



810 Weighting bars

Grillo Small + 2,6 kg. x 2.
Grillo Medium and Large + 3,4 kg. x 2.



928 Rear narrow base wheels with parking brake pedals

Pair of Ø200 fixed wheels and forks with parking brake pedals.
Frame width reduction:
size M from 76 to 68.5 cm
size L from 80 to 72.5 cm.

NEW



Rear Wheels with:


- > Anti-rollback system.
- > Adjustable braking.
- > Parking brake.





Grillo front drive sizes and weight

	mini PTM	mini	small	medium	large
A: height ground to thoracic support	from 60 to 76 cm	from 51 to 75 cm	from 66 to 100 cm	from 73 to 124 cm	from 84 to 147 cm
B: height ground to pelvic support	from 42 to 61 cm	from 42 to 61 cm	from 49 to 84 cm	from 54 to 100 cm	from 63 to 120 cm
C: length encumbrance	74,5 cm	74,5 cm	75 cm	91 cm	111 cm
D: overall width	62 cm	62 cm	69 cm	76 cm	80 cm
E: width of inner supports	from 19 to 25 cm	from 19 to 25 cm	from 19 to 25 cm	from 22 to 36 cm	from 24 to 40 cm
F: circumference of supports	from 53 to 79 cm	from 53 to 79 cm	from 60 to 86 cm	from 74 to 120 cm	from 81 to 140 cm
G: user height	from 75 to 95 cm	from 75 to 95 cm	from 90 to 135 cm	from 110 to 165 cm	from 150 to 190 cm
Total weight	15,4 kg	15 kg	19 kg	22,5 kg	29,5 kg
Maximum load	35 kg	35 kg	45 kg	90 kg	110 kg



Make sure that measures A and B indicated in the figure do not exceed the suggested range indicated for the supports.

Grillo rear drive sizes and weight

B: height ground to pelvic support
 C: length encumbrance
 D: overall width
 E: width of inner supports
 F: circumference of supports
 G: user height
 Total weight
 Maximum load

mini

from 42 to 61 cm
 74,5 cm
 62 cm
 from 19 to 25 cm
 from 53 to 79 cm
 from 75 to 95 cm
 15 kg
 35 kg

small

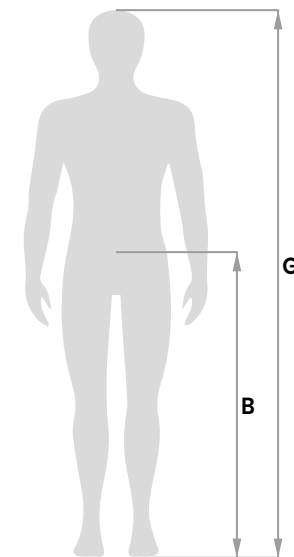

from 49 to 84 cm
 75 cm
 69 cm
 from 19 to 25 cm
 from 60 to 86 cm
 from 90 to 135 cm
 18,5 kg
 45 kg

medium

from 54 to 100 cm
 91 cm
 76 cm
 from 22 to 36 cm
 from 74 to 120 cm
 from 110 to 165 cm
 21,7 kg
 90 kg

large

from 63 to 120 cm
 111 cm
 80 cm
 from 24 to 40 cm
 from 81 to 140 cm
 from 150 to 190 cm
 28,5 kg
 110 kg



Make sure that measure B indicated in the figure do not exceed the suggested range indicated for the pelvic support.

Front Drive

● > INCLUDED IN THE CHOSEN CONFIGURATION

○ > OPTIONABLE

NA > NOT AVAILABLE

		865	925	924	930	894	926	926	809	943	809 mini
		Multiadjustable headrest	Thoracic support	Pelvic support	Ergonomic harness	Rear table belt for Grillo mini PTM	Adjustable handlebar	Handlebar for Grillo mini PTM	Arm supports for sizes S, M, L	Arm straps	Arm supports for size mini
PT Including: >thoracic support >pelvic support >ergonomic harness >handlebar		NA	●	●	●	NA	●	NA	○ only for Grillo S, M, L	○ available in combination with arm supports. Only for Grillo S, M, L	○ only for Grillo mini
PA Including: >pelvic support >ergonomic harness >arm supports		NA	○	●	●	NA	○	NA	●	○ only for Grillo S, M, L	●
P Including: >pelvic support >ergonomic harness >handlebar		NA	○	●	●	NA	●	NA	○ only for Grillo S, M, L	○ available in combination with arm supports. Only for Grillo S, M, L	○ only for Grillo mini
PTM Including: >transparent tray >handlebar >pelvic support >ergonomic harness		NA	○ when transparent tray is removed	●	●	○	NA	●	NA	NA	○ with curved bars. When handlebar and tray are removed

Rear Drive


PT Including: >thoracic support >pelvic support >ergonomic harness >handles		○ available in combination with thoracic support.	●	●	●	NA	NA	NA	○ with joints. Only for Grillo S, M, L	○ available in combination with arm supports. Only for Grillo S, M, L	○ only for Grillo mini
PA Including: >pelvic support >ergonomic harness >arm supports		○ available in combination with thoracic support.	○	●	●	NA	NA	NA	●	○ only for Grillo S, M, L	●
P Including: >pelvic support >ergonomic harness >handles		○ available in combination with thoracic support.	○	●	●	NA	NA	NA	○ with joints. Only for Grillo S, M, L	○ available in combination with arm supports. Only for Grillo S, M, L	○ only for Grillo mini

943 mini	937	939	927	919	918	815	946	890-C	890-SC	810	923	928
Arm straps for size mini	Ergonomic handles for size mini	Ergonomic handles	Removable knobs	Lumbar thrust support	Folding seat	Proximal abductor	Ergonomic saddle	Leg divider with thigh loops	Distal abductor	Weighting bars	Additional assistant push handle	Rear narrow base wheels with parking brake pedals. ONLY FOR INDOOR USE
<input type="radio"/> available in combination with arm supports. Only for Grillo mini	NA	<input type="radio"/> only for Grillo S, M, L	NA	NA	NA	<input type="radio"/> only for Grillo S, M, L	<input type="radio"/> only for Grillo mini, S, M	<input type="radio"/> only for Grillo S, M, L	<input type="radio"/>	<input type="radio"/> only for Grillo S, M, L	<input type="radio"/> only for Grillo mini, S, M	<input type="radio"/> only for Grillo M and L
<input type="radio"/> only for Grillo mini	NA	<input checked="" type="radio"/> only for Grillo S, M, L	NA	NA	NA	<input type="radio"/> only for Grillo S, M, L	<input type="radio"/> only for Grillo mini, S, M	<input type="radio"/> only for Grillo S, M, L	<input type="radio"/>	<input type="radio"/> only for Grillo S, M, L	<input type="radio"/> only for Grillo mini, S, M	<input type="radio"/> only for Grillo M and L
<input type="radio"/> available in combination with arm supports. Only for Grillo mini	NA	<input type="radio"/> only for Grillo S, M, L	NA	NA	NA	<input type="radio"/> only for Grillo S, M, L	<input type="radio"/> only for Grillo mini, S, M	<input type="radio"/> only for Grillo S, M, L	<input type="radio"/>	<input type="radio"/> only for Grillo S, M, L	<input type="radio"/> only for Grillo mini, S, M	<input type="radio"/> only for Grillo M and L
<input type="radio"/> available in combination with arm supports.	<input type="radio"/> when handlebar is removed	NA	NA	NA	NA	NA	<input type="radio"/> only for Grillo mini, S, M	NA	<input type="radio"/>	NA	<input type="radio"/> only for Grillo mini, S, M	NA
<input type="radio"/> available in combination with arm supports. Only for Grillo mini	NA	<input type="radio"/> with joints. Only for Grillo S, M, L	<input checked="" type="radio"/>	<input type="radio"/> only for Grillo S, M	<input type="radio"/> only for Grillo S, M	<input type="radio"/> only for Grillo S, M, L	<input type="radio"/> only for Grillo mini, S, M	<input type="radio"/> only for Grillo S, M, L	<input type="radio"/>	<input type="radio"/> only for Grillo S, M, L	<input type="radio"/> only for Grillo mini, S, M	<input type="radio"/> only for Grillo M and L
<input type="radio"/> only for Grillo mini	NA	<input checked="" type="radio"/> only for Grillo S, M, L	<input type="radio"/>	<input type="radio"/> only for Grillo S, M	<input type="radio"/> only for Grillo S, M	<input type="radio"/> only for Grillo S, M, L	<input type="radio"/> only for Grillo mini, S, M	<input type="radio"/> only for Grillo S, M, L	<input type="radio"/>	<input type="radio"/> only for Grillo S, M, L	<input type="radio"/> only for Grillo mini, S, M	<input type="radio"/> only for Grillo M and L
<input type="radio"/> available in combination with arm supports. Only for Grillo mini	NA	<input type="radio"/> with joints. Only for Grillo S, M, L	<input checked="" type="radio"/>	<input type="radio"/> only for Grillo S, M	<input type="radio"/> only for Grillo S, M	<input type="radio"/> only for Grillo S, M, L	<input type="radio"/> only for Grillo mini, S, M	<input type="radio"/> only for Grillo S, M, L	<input type="radio"/>	<input type="radio"/> only for Grillo S, M, L	<input type="radio"/> only for Grillo mini, S, M	<input type="radio"/> only for Grillo M and L





Raoul and his story await you in official website Ormesa, together with other protagonists of our fantastic global community.



A special thanks to the families who participated with enthusiasm in our project. It is thanks to our customers and their stories that we find the energy and stimuli to evolve day by day.

COMPANY WITH
QUALITY SYSTEM
CERTIFIED BY DNV GL
= **ISO 13485** =

Ormesa srl - Via A. Da Sangallo, 1 | 06034 Foligno (PG) - ITALY
Tel. +39 0742 22927 | FAX +39 0742 22637 | info@ormesa.com

www.ormesa.com