

PRODUCT CATALOGUE



"THIS IS JUST THE START"

**WHAT'S YOUR
#UNSTOPPABLEAMBITION**



▶ ▶ ▶▶ ▶

PRODUCTS

DAILY WHEELCHAIRS

Carbon Fibre
Titanium G9
Titanium G9
Titanium G9
Titanium G2
Titanium G2
Titanium G2
Aluminium
Aluminium
Aluminium
Aluminium
Aluminium

VEYPR SUB4
OCTANE
OCTANE FX
OCTANE SUB4
HILITE
HILITE XTR
MAXLITE
TIGA
TIGA F2
TIGA FX
TIGA SUB4
TIGA JNR

SPORT WHEELCHAIRS

Basketball
Basketball
Basketball
Tennis
Tennis
Tennis
Rugby
Multi Sport
Multi Sport
Multi Sport
Racing
Racing
Racing

ELITE
ELITE X
ELITE CX
GRANDSLAM
GRANDSLAM X
GRANDSLAM CX
PREDATOR
CLUB SPORT
ALLSTAR
ALLSTAR G2
SHARK RS
SHARK RT
SPRINT



WE BELIEVE IN...

**PUSHING THE LIMITS, CHALLENGING
THE CONVENTIONAL, BREAKING
DOWN BARRIERS
AND EMPOWERING PEOPLE.**



In 1988 the founders of RGK had a vision to positively change the way wheelchair users would live forever by creating made to measure wheelchairs that were light and reliable in order to improve independence and equality.

As a result, the opportunities to be empowered today have never been higher, whether it's a Paralympic legend, TV super star or what you dreamed of growing up.

We are so proud and dedicated to continue this vision, by offering our customers new and exciting products with exceptional service and support. We look forward to supporting your journey whatever it may be.

WE ARE MADE TO MEASURE

Respecting your individuality is our passion.

WE ARE EXPERTS

Sharing our knowledge is our pastime.

WE ARE PERFECTIONISTS

Achieving the highest quality is our aim.

WE ARE AT YOUR SERVICE

Creating your perfect wheelchair is why we exist.

WE ARE MARKET LEADERS

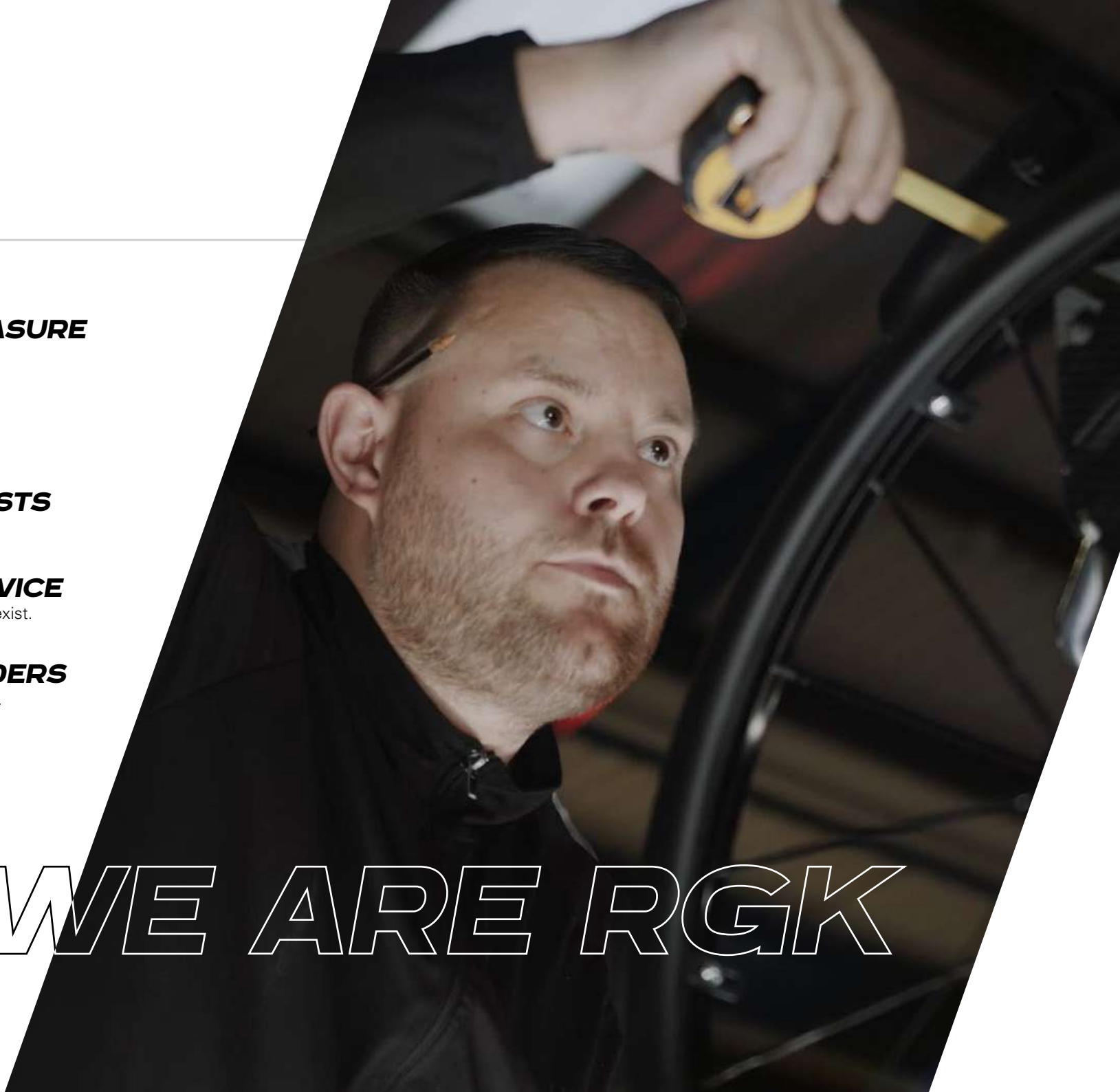
Pushing the boundaries in design is standard.

WE ARE PERSONAL

Supporting your journey is guaranteed.

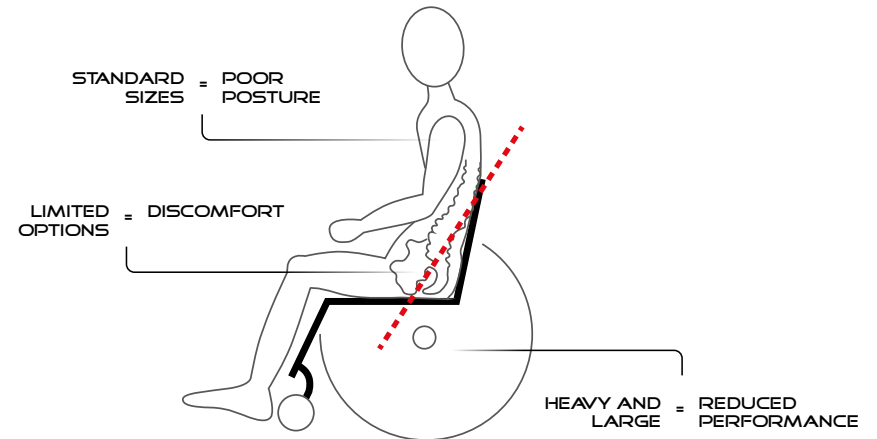


WE ARE RIGK



▶ ▶ ▶ ▶ ▶

THE PROBLEM: POOR FITTING WHEELCHAIRS



THE ISSUES:

STANDARD SIZES

Configurable wheelchair sizes can be limiting as they do not fit everyone individually. Many riders are in a wheelchair that does not fit them correctly.

LIMITED OPTIONS

Some wheelchairs can be basic in design and have limited options. This can restrict the ability to become more active and may not meet the user's individual requirements.

HEAVY AND LARGE

Not all wheelchairs are optimised to provide the most light and efficient solution. They can be large in size, use low cost materials and have a modular design which adds weight to the chair so more energy is needed to push, manoeuvre and lift.

THE EFFECTS

POOR POSTURE

Poor fitting wheelchairs can force the pelvis and spine into positions which create poor posture which, if maintained over time, could cause severe health problems including: fatigue, pain, infections, tissue breakdown, respiratory problems and persistent injuries.

DISCOMFORT

Being uncomfortable reduces confidence and increases the risk of health problems and pain which riders may experience in an ill fitting wheelchair.

REDUCED PERFORMANCE

A heavy wheelchair can limit its performance and make it difficult to use, particularly if the biomechanics are not optimised. More energy is needed to propel and manoeuvre which increases fatigue and puts more stress and strain on the upper body.

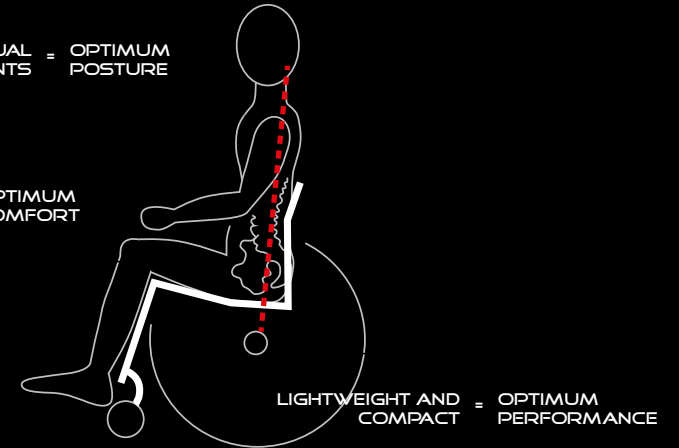
▶ ▶▶▶▶

THE SOLUTION: MADE TO MEASURE WHEELCHAIRS



INDIVIDUAL MEASUREMENTS = OPTIMUM POSTURE

ERGONOMIC OPTIONS = OPTIMUM COMFORT



LIGHTWEIGHT AND COMPACT = OPTIMUM PERFORMANCE

WHAT IS MADE TO MEASURE

INDIVIDUAL MEASUREMENTS

Over 30 individual measurements are taken of the rider in the wheelchair, so that it fits their individual requirements.

ERGONOMIC OPTIONS

A wide range of ergonomic options are available to provide optimum comfort, balance and posture.

LIGHTWEIGHT AND COMPACT

The lightest possible solution is achieved using individual measurements, the highest quality materials and a rigid frame design.

BENEFITS OF MADE TO MEASURE

OPTIMUM POSTURE

Sitting in the correct position can significantly reduce the risks of developing pressure related issues in the short and long term. Good health helps promote a more active lifestyle which in turn can positively impact a rider's wellbeing.

OPTIMUM COMFORT

Feeling comfortable increases confidence which helps the rider to achieve an active lifestyle. The likelihood of developing prolonged discomfort, pain and persistent injuries are significantly reduced.

MAXIMISED PERFORMANCE

The rider and wheelchair work in complete unison. This reduces the amount of energy needed to propel and, in turn, increases the wheelchair's efficiency to maximize the rider's abilities.



DA

MADE TO MEASURE



RGK

DAILY WHEELCHAIRS SUMMARY

CARBON

VEYPR SUB4



USP	ULTRA LIGHTWEIGHT CARBON FIBRE
RIDER LEVEL	EXPERIENCED
FRAME BUILD	MADE TO MEASURE
FRAME MATERIAL	CARBON FIBER
LIGHTWEIGHT	1 2 3 4 5
STIFFNESS	1 2 3 4 ○
OPTIONS	1 2 ○ ○ ○
SEAT RAIL TUBE SIZE	OVAL 29 mm - 36 mm
TOTAL WEIGHT	5,8 KG
TRANSPORT WEIGHT	3,2 KG
MAX USER WEIGHT	110 KG

OCTANE



USP	ALL ROUNDER TITANIUM
RIDER LEVEL	NEW TO EXPERIENCED
FRAME BUILD	MADE TO MEASURE
FRAME MATERIAL	TITANIUM - GRADE 9
LIGHTWEIGHT	1 2 3 4 ○
STIFFNESS	1 2 3 ○ ○
OPTIONS	1 2 3 4 ○
SEAT RAIL TUBE SIZE	31.75 mm
TOTAL WEIGHT	7,3 KG
TRANSPORT WEIGHT	4,8 KG
MAX USER WEIGHT	110 KG

OCTANEFX



USP	FRONT FOLDING TITANIUM
RIDER LEVEL	EXPERIENCED
FRAME BUILD	MADE TO MEASURE
FRAME MATERIAL	TITANIUM - GRADE 9
LIGHTWEIGHT	1 2 3 ○ ○
STIFFNESS	1 2 3 ○ ○
OPTIONS	1 2 3 4 ○
SEAT RAIL TUBE SIZE	31.75 mm
TOTAL WEIGHT	8 KG
TRANSPORT WEIGHT	5,5 KG
MAX USER WEIGHT	110 KG

TITANIUM

OCTANE **SUB 4**



ULTRA LIGHTWEIGHT TITANIUM

EXPERIENCED

MADE TO MEASURE

TITANIUM - GRADE 9

1 2 3 4 5

1 2 3 ○ ○

1 2 3 ○ ○

31.75- mm

6 KG

3,5 KG

110 KG

HILITE



ALL ROUNDER TITANIUM

NEW TO EXPERIENCED

MADE TO MEASURE

TITANIUM - GRADE 2

1 2 3 4 ○

1 2 3 ○ ○

1 2 3 4 5

25 mm

7,5 KG

5 KG

125 KG

HILITE XTR



ALL ROUNDER TITANIUM

NEW TO EXPERIENCED

MADE TO MEASURE

TITANIUM - GRADE 2

1 2 3 4 ○

1 2 3 ○ ○

1 2 3 4 5

25 mm

7,5 KG

5 KG

115 KG

MAXLITE



19MM SEATRAIL TUBE

NEW TO EXPERIENCED

MADE TO MEASURE

TITANIUM - GRADE 2

1 2 3 4 ○

1 2 3 4 ○

1 2 3 4 5

19 mm

7,2 KG

4,7 KG

100 KG

DAILY WHEELCHAIRS SUM

TIGA



ALL ROUNDER ALUMINIUM

NEW TO EXPERIENCED

MADE TO MEASURE

7020 ALUMINIUM

1 2 3 4 ○

1 2 3 4 ○

1 2 3 4 5

30 mm

7,5 KG

5 KG

125 KG

TIGAF2



ALL ROUNDER ALUMINIUM

NEW TO EXPERIENCED

MADE TO MEASURE

7020 ALUMINIUM

1 2 3 ○ ○

1 2 3 4 ○

1 2 3 4 5

30 mm

8 KG

5,5 KG

115 KG

USP
RIDER LEVEL
FRAME BUILD
FRAME MATERIAL
LIGHTWEIGHT
STIFFNESS
OPTIONS
SEAT RAIL TUBE SIZE
TOTAL WEIGHT
TRANSPORT WEIGHT
MAX USER WEIGHT

MARY

ALUMINIUM

TIGAFX



FRONT FOLDING ALUMINIUM

EXPERIENCED

MADE TO MEASURE

7020 ALUMINIUM

1 2 3 4 5

1 2 3 4 5

1 2 3 4 5

30 mm

9 KG

6,5 KG

110 KG

TIGA SUB4



ULTRA LIGHTWEIGHT ALUMINIUM

EXPERIENCED

MADE TO MEASURE

7020 ALUMINIUM

1 2 3 4 5

1 2 3 4 5

1 2 3 4 5

30 mm

6 KG

3,5 KG

110 KG

TIGA jr



PAEDIATRIC ALUMINIUM

JUNIOR

MADE TO MEASURE

7020 ALUMINIUM

1 2 3 4 5

1 2 3 4 5

1 2 3 4 5

25 mm & 30 mm

7,5 KG

5 KG

70 KG

▶ ▶ ▶ ▶ ▶
**CARBON FIBRE
FRAME**

"My Veypr Sub4 is so much lighter than my previous chair and the ride is unbelievably smooth. The ergonomic options have improved my seating position and posture and the extensive made to measure process has ensured the frame fits me perfectly. It's made a huge difference in my day to day life, I didn't expect what I thought were such little details to make such a huge difference to my everyday."

David Weir



**A
NEW ERA
IS HERE**

VEYPR SUB4



KEY FEATURES

The Veypr Sub4 is our lightest wheelchair yet, where made to measure meets carbon fibre. With new pioneering technology we have produced the worlds first truly made to measure carbon fibre wheelchair.

USP	ULTRA LIGHTWEIGHT CARBON FIBRE
Rider Level	EXPERIENCED
Frame Build	MADE TO MEASURE
Frame Material	CARBON FIBRE
Lightweight	1 2 3 4 5
Stiffness	1 2 3 4 ○
Options	1 2 ○ ○ ○
Seat Rail Tube Size	OVAL 29 mm x 36 mm
Total Weight	5,8 KG
Transport Weight	3,2 KG
Max User Weight	110 KG



100%
CARBON
FIBRE FRAME

▶ ▶ ▶ ▶ ▶

TITANIUM FRAME

"I didn't think I would be able to improve my seating position until I got into my new Octane FX. It fits me perfectly, and I feel so much more confident in myself. I never thought small changes would have such a big impact day to day. It's easier to push, lighter and now I can fold it up and take it everywhere! Plus it's so pretty..."

I honestly feel amazing in my Octane FX."

Sophie Carrigill
PARALYMPIAN



OCTANE

KEY FEATURES

The Octane combines the benefits of titanium grade 9 with the versatility of a wide range of options making this the perfect "all rounder" titanium wheelchair.

USP	"All Rounder Titanium"
Rider Level	New to Experienced
Frame Build	Made to Measure
Frame Material	Titanium Grade 9
Lightweight	1 2 3 4 <input type="radio"/>
Stiffness	1 2 3 <input type="radio"/> <input type="radio"/>
Options	1 2 3 4 <input type="radio"/>
Seat Rail Tube Size	31.75=mm
Total Weight	7,3kg
Transport Weight	4,8kg
Max User Weight	110kg

AIRTECH
UPHOLSTERY

WIDE RANGE
OF OPTIONS

LOW PROFILE
CASTOR HOUSING

GRADE 9



OCTANEFX



KEY FEATURES

The Octane FX is the perfect travel companion, so you never have to worry about your wheelchair being damaged by an airline again. The rigid titanium frame folds down to fit into an airline overhead locker* and small spaces so you can make room for more important things in your life.

USP	Front Folding Titanium
Rider Level	Experienced
Frame Build	Made to Measure
Frame Material	Titanium Grade 9
Lightweight	<input checked="" type="radio"/> 1 <input checked="" type="radio"/> 2 <input checked="" type="radio"/> 3 <input type="radio"/> 4 <input type="radio"/> 5
Stiffness	<input checked="" type="radio"/> 1 <input checked="" type="radio"/> 2 <input checked="" type="radio"/> 3 <input type="radio"/> 4 <input type="radio"/> 5
Options	<input checked="" type="radio"/> 1 <input checked="" type="radio"/> 2 <input checked="" type="radio"/> 3 <input checked="" type="radio"/> 4 <input type="radio"/> 5
Seat Rail Tube Size	31.75mm
Total Weight	8kg
Transport Weight	5,5kg
Max User Weight	110kg



* May not fit into all overhead lockers, please check with airline prior to travel.

OCTANE **SUB4**



KEY FEATURES

The titanium revival is upon us with our lightest titanium wheelchair. The Octane Sub has a guaranteed transport weight of less than 4kg* so transferring, propelling, lifting and turning are all effortless.

USP	Ultra Lightweight Titanium
Rider Level	Experienced
Frame Build	Made to Measure
Frame Material	Titanium Grade 9
Lightweight	1 2 3 4 5
Stiffness	1 2 3 ○ ○
Options	1 2 3 ○ ○
Seat Rail Tube Size	31.75mm
Total Weight	6kg
Transport Weight	3,5kg
Max User Weight	110kg

LOW PROFILE
CROSS BRACES
(SEAT BRACE / BACK
BRACE)

SUB4
TECHNOLOGY



LOW PROFILE
CASTOR HOUSING

GRADE 9

* Transport weight.

HILITE

KEY FEATURES

The Hilite is our longest serving wheelchair and continues to provide reliability and quality in its timeless design. This affordable product has the benefits of titanium with a wide range of options.

USP	"All Rounder Titanium"
Rider Level	New to Experienced
Frame Build	Made to Measure
Frame Material	Titanium Grade 2
Lightweight	1 2 3 4 <input type="radio"/>
Stiffness	1 2 3 <input type="radio"/> <input type="radio"/>
Options	1 2 3 4 5
Seat Rail Tube Size	25mm
Total Weight	7,5kg
Transport Weight	5kg
Max User Weight	125kg



GRADE 2

HILITE XTR

KEY FEATURES

The Hilite XTR is the perfect titanium wheelchair to experience made to measure for the first time. This affordable product has the benefits of titanium with a wide range of options including a crash test upgrade.

USP	"All Rounder Titanium"
Rider Level	New to Experienced
Frame Build	Made to Measure
Frame Material	Titanium Grade 2
Lightweight	<input checked="" type="radio"/> 1 <input checked="" type="radio"/> 2 <input checked="" type="radio"/> 3 <input checked="" type="radio"/> 4 <input type="radio"/>
Stiffness	<input checked="" type="radio"/> 1 <input checked="" type="radio"/> 2 <input checked="" type="radio"/> 3 <input type="radio"/> <input type="radio"/>
Options	<input checked="" type="radio"/> 1 <input checked="" type="radio"/> 2 <input checked="" type="radio"/> 3 <input checked="" type="radio"/> 4 <input checked="" type="radio"/> 5
Seat Rail Tube Size	25mm
Total Weight	7,5kg
Transport Weight	5kg
Max User Weight	115kg

AIRTECH
UPHOLSTERY

WIDE RANGE
OF OPTIONS

CRASH TEST
UPGRADE



CLASSIC
CASTOR ARM
DESIGN

GRADE 2

MAXLITE

KEY FEATURES

The Maxlite offers a subtle design with a low profile seat rail tube while still benefiting from a titanium frame. Known as the wheelchair that “is barely there”; getting you noticed for all the right reasons.

USP	19mm Seat Rail Tube
Rider Level	New to Experienced
Frame Build	Made to Measure
Frame Material	Titanium Grade 2
Lightweight	1 2 3 4 <input type="radio"/>
Stiffness	1 2 3 4 <input type="radio"/>
Options	1 2 3 4 5
Seat Rail Tube Size	19mm
Total Weight	7,2kg
Transport Weight	4,7kg
Max User Weight	100kg

AIRTECH
UPHOLSTERY

WIDE RANGE
OF OPTIONS



CLASSIC
CASTOR ARM
DESIGN

GRADE 2



▶ ▶ ▶ ▶ ▶
ALUMINIUM FRAME

"I love my chair. It's well made and fits me perfectly. It also transfers onto the front seat of my car really easily."

Ben Tansley



TIGA

The TIGA combines the benefits of aluminium with the versatility of a wide range of options making this the perfect “all rounder” aluminium wheelchair.

KEY FEATURES

USP	Aluminium “All Rounder”
Rider Level	New to Experienced
Frame Build	Made to Measure
Frame Material	7020 Aluminium
Lightweight	1 2 3 4 <input type="radio"/>
Stiffness	1 2 3 4 <input type="radio"/>
Options	1 2 3 4 5
Seat Rail Tube Size	30mm
Total Weight	7,5kg
Transport Weight	5kg
Max User Weight	125kg



AIRTECH
UPHOLSTERY

WIDE RANGE
OF OPTIONS

LOW PROFILE
CASTOR ARM

AEROSPACE
GRADE
7020
ALUMINIUM

TIGA F2

KEY FEATURES

The Tiga F2 is the perfect aluminium wheelchair to experience made to measure for the first time. This affordable product has the benefits of aluminium with a wide range of options so you can get the perfect wheelchair for you.

USP	Aluminium "All Rounder"
Rider Level	New to Experienced
Frame Build	Made to Measure
Frame Material	7020 Aluminium
Lightweight	<input checked="" type="radio"/> 1 <input checked="" type="radio"/> 2 <input checked="" type="radio"/> 3 <input type="radio"/> 4 <input type="radio"/> 5
Stiffness	<input checked="" type="radio"/> 1 <input checked="" type="radio"/> 2 <input checked="" type="radio"/> 3 <input checked="" type="radio"/> 4 <input type="radio"/> 5
Options	<input checked="" type="radio"/> 1 <input checked="" type="radio"/> 2 <input checked="" type="radio"/> 3 <input checked="" type="radio"/> 4 <input checked="" type="radio"/> 5
Seat Rail Tube Size	30 mm
Total Weight	8kg
Transport Weight	5,5kg
Max User Weight	115kg



AIRTECH
UPHOLSTERY

WIDE RANGE
OF OPTIONS

LOW PROFILE
CASTOR ARM

AEROSPACE
GRADE
7020
ALUMINIUM

TIGA FX



KEY FEATURES

Travel worry free with the Tiga FX. The rigid aluminium frame folds down to fit into an airline overhead locker* and small spaces so you can make room for more important things in your life. This lightweight folding wheelchair is the perfect travel companion, so you never have to worry about your wheelchair being damaged by an airline again.

USP	Front Folding Aluminium
Rider Level	Experienced
Frame Build	Made to Measure
Frame Material	7020 Aluminium
Lightweight	<input checked="" type="radio"/> 1 <input checked="" type="radio"/> 2 <input checked="" type="radio"/> 3 <input type="radio"/> 4 <input type="radio"/> 5
Stiffness	<input checked="" type="radio"/> 1 <input checked="" type="radio"/> 2 <input checked="" type="radio"/> 3 <input checked="" type="radio"/> 4 <input type="radio"/> 5
Options	<input checked="" type="radio"/> 1 <input checked="" type="radio"/> 2 <input checked="" type="radio"/> 3 <input checked="" type="radio"/> 4 <input type="radio"/> 5
Seat Rail Tube Size	30 mm
Total Weight	9kg
Transport Weight	6,5kg
Max User Weight	110 kg



* May not fit into all overhead lockers, please check with airline prior to travel.

AEROSPACE
GRADE
7020
ALUMINIUM

TIGA SUB4



KEY FEATURES

The TIGA Sub4 is our lightest aluminium wheelchair, with a guaranteed transport weight of less than 4kg* so transferring, propelling, lifting and turning are all effortless.

USP	Ultra Lightweight Aluminium
Rider Level	Experienced
Frame Build	Made to Measure
Frame Material	7020 Aluminium
Lightweight	1 2 3 4 5
Stiffness	1 2 3 4 ○
Options	1 2 3 ○ ○
Seat Rail Tube Size	30mm
Total Weight	6kg
Transport Weight	3,5kg
Max User Weight	110kg

*SUB4
TECHNOLOGY*

*LOW PROFILE
CROSS BRACES
(SEAT BRACE/
BACK BRACE)*

*HOLLOW
FORGED
CASTOR ARM*



AEROSPACE
GRADE
7020
ALUMINIUM

TIGA *jnr*



KEY FEATURES

The Tiga Jnr is the perfect pediatric wheelchair. Built with plenty of growth adjustment while maintaining a lightweight and rigid frame with a wide range of options which gives children the freedom to explore.

USP	Paediatrics Aluminium
Rider Level	Junior
Frame Build	Made to Measure
Frame Material	7020 Aluminium
Lightweight	1 2 3 ○ ○
Stiffness	1 2 3 4 ○
Options	1 2 3 4 5
Seat Rail Tube Size	25mm & 30mm
Total Weight	7,5kg
Transport Weight	5kg
Max User Weight	70kg



INTELLIGENT
GROWTH SYSTEM

WIDE RANGE
OF OPTIONS





MADE TO MEASURE WITH PRECISION TO THE MILLIMETER

SPORT



SPORT WHEELCHAIRS

BASKETBALL

ELITE



ELITE^X



ELITE^X



USP	LIGHTWEIGHT PERFORMANCE	ULTRA LIGHTWEIGHT PERFORMANCE	CARBON FIBRE SEAT PERFORMANCE
RIDER LEVEL	INTERMEDIATE TO EXPERT (1-4,5 PTS.)	INTERMEDIATE TO EXPERT (1-4,5 PTS.)	EXPERT (3-4,5 PTS.)
FRAME BUILD	MADE TO MEASURE	MADE TO MEASURE	MADE TO MEASURE
FRAME MATERIAL	7020 ALUMINIUM	7020 ALUMINIUM	7020 ALUMINIUM
LIGHTWEIGHT	1 2 3 4 ○	1 2 3 4 5	1 2 3 4 5
STIFFNESS	1 2 3 4 ○	1 2 3 4 5	1 2 3 4 5
OPTIONS	1 2 3 4 ○	1 2 3 4 ○	1 2 3 ○ ○
SEAT RAIL TUBE SIZE	22 mm	22 mm	22 mm
TOTAL WEIGHT	10,2 KG	9,8 KG	10 KG
MAX USER WEIGHT	125 KG	125 KG	125 KG

PRODUCT AVAILABILITY MAY VARY FROM COUNTRY TO COUNTRY



TENNIS

GrandSlam



LIGHTWEIGHT PERFORMANCE

INTERMEDIATE TO EXPERT (OPEN/QUAD)

MADE TO MEASURE

7020 ALUMINIUM

1 2 3 4 ○

1 2 3 4 ○

1 2 3 4 ○

22 mm

10,2 KG

125 KG

GrandSlamX



ULTRA LIGHTWEIGHT PERFORMANCE

INTERMEDIATE TO EXPERT (OPEN/QUAD)

MADE TO MEASURE

7020 ALUMINIUM

1 2 3 4 5

1 2 3 4 5

1 2 3 4 ○

22 mm

9,8 KG

125 KG

GrandSlamCX



CARBON FIBRE SEAT PERFORMANCE

EXPERT (OPEN)

MADE TO MEASURE

7020 ALUMINIUM

1 2 3 4 5

1 2 3 4 5

1 2 3 ○ ○

22 mm

10 KG

125 KG

RUGBY

PREDATOR



DURABLE PERFORMANCE

EXPERT (3-4,5 PTS.)

MADE TO MEASURE

7020 ALUMINIUM

1 2 ○ ○ ○

1 2 3 4 5

1 2 3 4 ○

25 mm

12 KG

125 KG

SPORT WHEELCHAIRS

MULTI-SPORT

CLUB SPORT



ALLSTAR



ALLSTAR G2



	CLUB SPORT	ALLSTAR	ALLSTAR G2
USP	ENTRY LEVEL MULTI SPORT	LIGHTWEIGHT MULTI SPORT	LIGHTWEIGHT MULTI SPORT
RIDER LEVEL	BEGINNER	BEGINNER TO INTERMEDIATE JUNIORS	BEGINNER TO INTERMEDIATE
FRAME BUILD	CONFIGURABLE	MADE TO MEASURE	MADE TO MEASURE
FRAME MATERIAL	CHROME MOLY	7020 ALUMINIUM	7020 ALUMINIUM
LIGHTWEIGHT	1 2 ○ ○ ○	1 2 3 ○ ○	1 2 3 ○ ○
STIFFNESS	1 2 3 ○ ○	1 2 3 ○ ○	1 2 3 4 ○
OPTIONS	1 2 ○ ○ ○	1 2 3 4 ○	1 2 3 4 ○
SEAT RAIL TUBE SIZE	19 mm	22 mm	22 mm
TOTAL WEIGHT	12,6 KG	11 KG	11 KG
MAX USER WEIGHT	125 KG	100 KG	115 KG

2023 RANGE

PRODUCT AVAILABILITY MAY VARY
FROM COUNTRY TO COUNTRY



HANDBIKE / RACING

SHARKARS



COMPETITIVE PERFORMANCE

INTERMEDIATE TO EXPERT

CONFIGURABLE

ALUMINIUM

1 2 3 4 ○

1 2 3 4 ○

1 2 3 ○ ○

-

FROM 12,9 KG

125 KG

SHARKART



RECREATIONAL HANDCYCLE

BEGINNER TO INTERMEDIATE

CONFIGURABLE

ALUMINIUM

1 2 3 ○ ○

1 2 3 ○ ○

1 2 3 4 ○

-

FROM 14,9 KG

125 KG

SPRINT



LIGHTWEIGHT PERFORMANCE

BEGINNER TO EXPERT

MADE TO MEASURE

7020 ALUMINIUM

1 2 3 4 ○

1 2 3 4 ○

1 2 3 4 ○

OVAL 70 mm x 38 mm

9 KG

115 KG

▶ ▶ ▶ ▶ ▶
BASKETBALL

“Chair after chair I am still deciphering - whether it’s the chair’s weight, its stiffness, or all of the above - but undeniably, there’s something special about these wheelchairs.”

Patrick Anderson

3X PARALYMPIC GOLD MEDALIST

Patrick rides the Elite X.



ELITE



KEY FEATURES

The world famous Elite is the ultimate basketball wheelchair, supporting national teams with high performance wheelchairs since London 2012. The lightweight Elite delivers maximum stiffness and exceptional rolling performance whilst reacting instantly with minimal effort.

USP	Lightweight Performance
Rider Level	Intermediate to expert (1-4.5)
Frame Build	Made to Measure
Frame Material	7020 Aluminium
Lightweight	<input checked="" type="radio"/> 1 <input checked="" type="radio"/> 2 <input checked="" type="radio"/> 3 <input checked="" type="radio"/> 4 <input type="radio"/>
Stiffness	<input checked="" type="radio"/> 1 <input checked="" type="radio"/> 2 <input checked="" type="radio"/> 3 <input checked="" type="radio"/> 4 <input type="radio"/>
Options	<input checked="" type="radio"/> 1 <input checked="" type="radio"/> 2 <input checked="" type="radio"/> 3 <input checked="" type="radio"/> 4 <input type="radio"/>
Seat Rail Tube Size	22mm
Total Weight	10,2kg
Max User Weight	125kg



ELITE X



KEY FEATURES

The best just got better with the Elite X, combining the tried and tested with new technology and materials. The ultra lightweight frame and carbon fibre technology delivers unparalleled stiffness and efficiency, providing athletes with the highest performance. reacting instantly with minimal effort.

USP	Ultra Lightweight Performance
Rider Level	Intermediate to Expert (1-4.5 pts)
Frame Build	Made to Measure
Frame Material	7020 Aluminium
Lightweight	1 2 3 4 5
Stiffness	1 2 3 4 5
Options	1 2 3 4 <input type="radio"/>
Seat Rail Tube Size	22mm or 25mm
Total Weight	9,8kg
Max User Weight	125kg



* Available option.

ELITE CX



KEY FEATURES

The Elite CX is our most advanced basketball wheelchair, combining all the benefits of the Elite X with a carbon fibre seat. This combination provides the ultimate connection to the athlete, delivering unrivaled responsiveness and maneuverability.

USP	Carbon Fibre Seat Performance
Rider Level	Expert (3-4,5 pts)
Frame Build	Made to Measure
Frame Material	7020 Aluminium
Lightweight	1 2 3 4 5
Stiffness	1 2 3 4 5
Options	1 2 3 ○ ○
Seat Rail Tube Size	22mm
Total Weight	10kg
Max User Weight	125kg



AEROSPACE
GRADE
7020
ALUMINIUM

▶ ▶ ▶ ▶ ▶
TENNIS

“Wheelchair tennis is my passion and as I continue to push my limits and strive for greatness, I’m certain of one thing: I wouldn’t trade my RGK Wheelchair for anything else, and I wouldn’t play in any other wheelchair.”

Alfie Hewett

23-MAJOR CHAMPION
(AND COUNTING)

Alfie rides the GrandSlam CX.



GrandSlam



KEY FEATURES

The GrandSlam is the ultimate tennis wheelchair, supporting Paralympic athletes with high performance wheelchairs. The lightweight GrandSlam delivers maximum stiffness and exceptional rolling performance whilst reacting instantly with minimal effort.

USP	Lightweight Performance
Rider Level	Intermediate to Expert (Open/Quad)
Frame Build	Made to Measure
Frame Material	7020 Aluminium
Lightweight	<input checked="" type="radio"/> 1 <input checked="" type="radio"/> 2 <input checked="" type="radio"/> 3 <input checked="" type="radio"/> 4 <input type="radio"/>
Stiffness	<input checked="" type="radio"/> 1 <input checked="" type="radio"/> 2 <input checked="" type="radio"/> 3 <input checked="" type="radio"/> 4 <input type="radio"/>
Options	<input checked="" type="radio"/> 1 <input checked="" type="radio"/> 2 <input checked="" type="radio"/> 3 <input checked="" type="radio"/> 4 <input type="radio"/>
Seat Rail Tube Size	22mm
Total Weight	10,2kg
Max User Weight	125kg



AEROSPACE
GRADE
7020
ALUMINIUM

GrandSlamX



TENNIS

KEY FEATURES

The next generation in wheelchair tennis, the GrandSlam X combines the tried and tested with new technology and materials. The ultra lightweight frame and carbon fibre technology delivers unparalleled stiffness and efficiency, providing athletes with the highest performance.

USP	Ultra Light Weight Performance
Rider Level	Intermediate to Expert (Open/Quad)
Frame Build	Made to Measure
Frame Material	7020 Aluminium
Lightweight	1 2 3 4 5
Stiffness	1 2 3 4 5
Options	1 2 3 4 <input type="radio"/>
Sea Rail Tube Size	22mm
Total Weight	9,8kg
Max User Weight	125kg



* Available option.

GrandSlamX



TENNIS

KEY FEATURES

The Elite CX is our most advanced basketball wheelchair, combining all the benefits of the Elite X with a carbon fibre seat. This combination provides the ultimate connection to the athlete, delivering unrivaled responsiveness and maneuverability.

USP

Carbon Fibre Seat Performance

Rider Level

Expert (Open)

Frame Build

Made to Measure

Frame Material

7020 Aluminium

Lightweight

1 2 3 4 5

Stiffness

1 2 3 4 5

Options

1 2 3 ○ ○

Seat Rail Tube Size

22mm

Total Weight

10kg

Max User Weight

125kg




PREDATOR



KEY FEATURES

The Predator is a high performance quad rugby wheelchair which is responsive, lightweight but incredibly durable. The low centre of gravity improves stability during contact so players can stay in more control.

USP	Durable Performance
Rider Level	Intermediate to Expert
Frame Build	Made to Measure
Frame Material	7020 Aluminium
Lightweight	<input checked="" type="radio"/> 1 <input checked="" type="radio"/> 2 <input type="radio"/> 3 <input type="radio"/> 4 <input type="radio"/> 5
Stiffness	<input checked="" type="radio"/> 1 <input checked="" type="radio"/> 2 <input checked="" type="radio"/> 3 <input checked="" type="radio"/> 4 <input checked="" type="radio"/> 5
Options	<input checked="" type="radio"/> 1 <input checked="" type="radio"/> 2 <input checked="" type="radio"/> 3 <input checked="" type="radio"/> 4 <input type="radio"/> 5
Seat Rail Tube Size	25mm
Total Weight	12kg
Max User Weight	125kg



AEROSPACE
GRADE
7020
ALUMINIUM

CLUB SPORT




MULTI-SPORT

KEY FEATURES

The Club Sport is the ideal sports wheelchair for clubs, schools and organisations looking to provide reliable and cost effective equipment for their participants. The rigid steel frame provides longevity and reliability so program leaders can focus on developing "grassroots" in wheelchair sports.

USP	Entry Level Multisport
Rider Level	Beginner
Frame Build	Configurable
Frame Material	Chrome Moly
Lightweight	<input checked="" type="radio"/> 1 <input checked="" type="radio"/> 2 <input type="radio"/> 3 <input type="radio"/> 4 <input type="radio"/> 5
Stiffness	<input checked="" type="radio"/> 1 <input checked="" type="radio"/> 2 <input checked="" type="radio"/> 3 <input type="radio"/> 4 <input type="radio"/> 5
Options	<input checked="" type="radio"/> 1 <input checked="" type="radio"/> 2 <input type="radio"/> 3 <input type="radio"/> 4 <input type="radio"/> 5
Seat Rail Tube Size	19mm
Total Weight	12,6kg
Max User Weight	125kg



ALLSTAR



MULTI-SPORT

KEY FEATURES

The Allstar is the perfect club sports wheelchair for junior players looking to experience made to measure for the first time. This versatile product covers many different sports and comes with adjustment options as standard so players can fine tune their setup as they develop.

USP	Lightweight Multi Sport
Rider Level	Beginner to Intermediate
Frame Build	Made to Measure
Frame Material	7020 Aluminium
Lightweight	<input checked="" type="radio"/> 1 <input checked="" type="radio"/> 2 <input checked="" type="radio"/> 3 <input type="radio"/> 4 <input type="radio"/> 5
Stiffness	<input checked="" type="radio"/> 1 <input checked="" type="radio"/> 2 <input checked="" type="radio"/> 3 <input type="radio"/> 4 <input type="radio"/> 5
Options	<input checked="" type="radio"/> 1 <input checked="" type="radio"/> 2 <input checked="" type="radio"/> 3 <input checked="" type="radio"/> 4 <input type="radio"/> 5
Seat Rail Tube Size	22mm
Total Weight	11kg
Max User Weight	100kg



AEROSPACE
GRADE
7020
ALUMINIUM

ALLSTAR G2



MULTI-SPORT

KEY FEATURES

The Allstar G2 is the perfect club sports wheelchair for adult players looking to experience made to measure for the first time. This versatile product covers many different sports and comes with adjustment options as standard so players can fine tune their setup as they develop.

USP	Lightweight Multi Sport
Rider Level	Beginner to Intermediate
Frame Build	Made to Measure
Frame Material	7020 Aluminium
Lightweight	<input checked="" type="radio"/> 1 <input checked="" type="radio"/> 2 <input checked="" type="radio"/> 3 <input type="radio"/> 4 <input type="radio"/> 5
Stiffness	<input checked="" type="radio"/> 1 <input checked="" type="radio"/> 2 <input checked="" type="radio"/> 3 <input type="radio"/> 4 <input type="radio"/> 5
Options	<input checked="" type="radio"/> 1 <input checked="" type="radio"/> 2 <input checked="" type="radio"/> 3 <input checked="" type="radio"/> 4 <input type="radio"/> 5
Seat Rail Tube Size	22mm
Total Weight	11kg
Max User Weight	115kg



AEROSPACE
GRADE
7020
ALUMINIUM

SHARK RS



HANDBIKE

KEY FEATURES

The choice of champions. The Shark RS is a competition handbike designed to allow for the best individual positioning. Enclosing the driver, when force is introduced, it's converted directly into propulsion.

USP

Competitive Performance

Rider Level

Intermediate to expert

Frame Build

Configurable

Frame Material

Aluminium

Lightweight



Stiffness



Options



Weight

From 12,9kg

Frame Width

34 - 42 cm in 2 cm increments

Rear

Angle Adjustable 20° to 60°

Crank Length

155-175 mm in 5 mm increments

Gear

3x11

Brake

PERFORMANCE

LIGHTWEIGHT REAR AXLE FIXATION
WITH FORGED PARTS

INNOVATIVE PERFORMANCE
BACKREST

LIGHTWEIGHT RIGID
FRONT FORK



LOW COG & WIDE WHEELBASE



SHARK RT



HANDBIKE

KEY FEATURES

For leisure and semi-professional athletes. Delivering the same outstanding performance as the Shark RS, the Shark RT offers more adjustability and flexibility, which means you can achieve your optimum position to rule the road.

USP

Recreational handcycle

Rider Level

Beginner to Intermediate

Frame Build

Configurable

Frame Material

Aluminium

Lightweight



Stiffness



Options



Weight

From 14,9 kg

Frame Width

38/40/42 cm

Rear

Angle Adjustable 20° to 60°

Crank Lenth

175 mm

Gear

3x10

Brake

STANDARD

*INNOVATIVE BACKREST
ALLOWS ERGONOMIC
ADJUSTABILITY*

*LIGHTWEIGHT
PARKING BRAKE*

*ADJUSTABLE FORK
& FOOTRESTS*



AEROSPACE
GRADE
7020
ALUMINIUM

▶ ▶ ▶ ▶ ▶
RACING

"My new RGK Sprint looks and feels great. It has been exciting to create a made to measure frame and work on finding a more efficient position for me! My frame feels really stiff and secure, so I feel much more powerful when I race."

Melanie Woods
PARALYMPIAN



SPRINT



RACING

KEY FEATURES


The Sprint is the ultimate lightweight racing wheelchair suitable for beginners right through to experts looking for high performance. Boasting many different options, athletes can choose their optimal set up depending on their ability and rider level.

USP	Lightweight Performance
Rider Level	Beginner to Expert
Frame Build	Made to Measure
Frame Material	7020 Aluminium
Lightweight	<input checked="" type="radio"/> 1 <input checked="" type="radio"/> 2 <input checked="" type="radio"/> 3 <input checked="" type="radio"/> 4 <input type="radio"/>
Stiffness	<input checked="" type="radio"/> 1 <input checked="" type="radio"/> 2 <input checked="" type="radio"/> 3 <input checked="" type="radio"/> 4 <input type="radio"/>
Options	<input checked="" type="radio"/> 1 <input checked="" type="radio"/> 2 <input checked="" type="radio"/> 3 <input checked="" type="radio"/> 4 <input type="radio"/>
Central Tube Size	Oval 70mm x 38mm
Total Weight	9kg
Max User Weight	115kg



▶ ▶ ▶ ▶ ▶ **USE OF MATERIALS**


Our entire range is made using only the best materials. Our range is comprised of carbon fibre, titanium and aluminium.



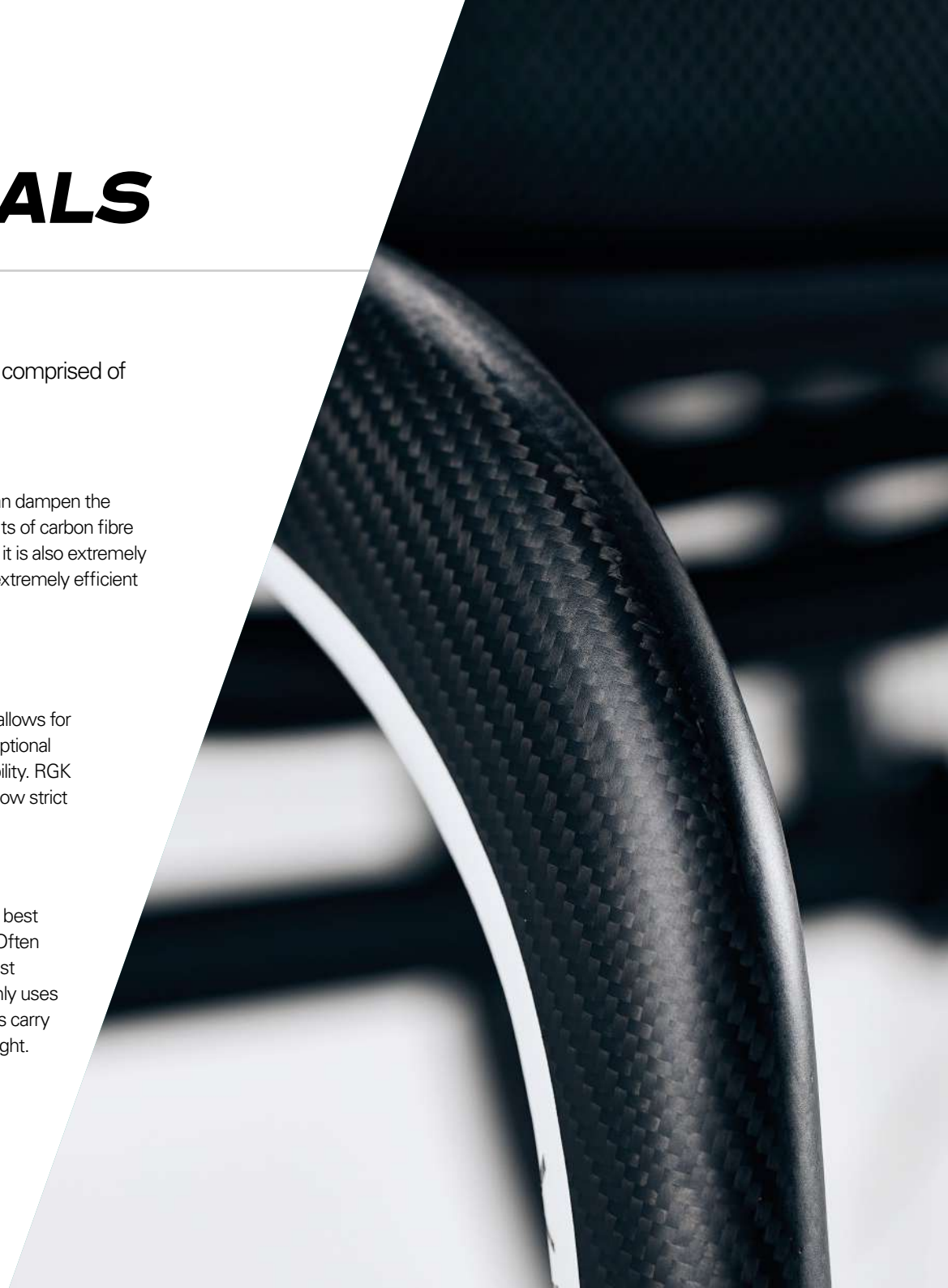
CARBON FIBRE has vibration absorbing qualities which can dampen the impact of rolling on uneven surfaces. One of the key benefits of carbon fibre is its strength to weight ratio. So while it is ultra-lightweight it is also extremely strong which means the energy transfer when pushing is extremely efficient to provide a smooth yet rigid ride.



TITANIUM has natural vibration absorbing qualities which allows for a smooth and comfortable ride. It is also known for its exceptional strength to weight ratio, anti corrosion properties and durability. RGK purchase only the finest grades of Titanium 2 and 9 and follow strict procedures in order to use it in our manufacture process.



ALUMINIUM offers a more direct and efficient ride, and is best used when performance is more important than comfort. Often recognised by its versatility, aluminium is also one of the best materials used for making high quality wheelchairs. RGK only uses A7020, the finest grade of aluminium, and on some models carry out a special heat treatment process in order to reduce weight.



▶ ▶ ▶ ▶ ▶ **GLOSSARY**

- **SUB4TECHNOLOGY.** By making 72 minute but fundamental changes and alterations that many would simply neglect to notice, we have produced ultra-lightweight technology to ensure every Sub4 wheelchair has a guaranteed transport weight of less than 4GK. The key upgrades were made in areas such as upholstery where we use Airtech material which is lightweight but tough and comfortable for longevity. Titanium fixings are used to cut down on weight and prevent corrosion along with many other changes to cut down on weight without compromising on rigidity and stability.
- **TRANSPORTWEIGHT.** Refers to the weight of the product minus wheels and cushion. This is the product weight when transferring into the car etc.
- **PRODUCTWEIGHT.** Refers to the total weight of the product, this is including the wheels and cushion.
- **MADE TO MEASURE.** Refers to the RGK made to measure process. All made to measure products are hand crafted from a straight tube by a single individual. Our wheelchairs are crafted to fit the rider where they can determine measurements to millimetre precision, unlike other made to measure products that are configurable sizes.
- **ERGONOMIC OPTIONS.** Refers to the options that only made to measure can offer. Options include ergonomic backrests, seats and front frame. These are unique measurements that allow the frame to be contoured to the rider's body to aid with balance and comfort.
- **STIFFNESS.** Refers to the rigidity of the frame based in the material type and options. The less stiff a frame is, the more vibrations it absorbs making it a more comfortable ride. While a stiffer frames is more efficient for optimum performance.
- **EFFICIENCY.** Refers to the distribution and transfer of energy while pushing the wheelchair. Less efficient wheelchairs absorb energy and vibration to create a smooth ride whereas more efficient wheelchairs transfer energy directly, so riders need less energy to push.
- **TRI FRAME CHASSIS.** Refers to the brand new frame design that better distributes the energy created during play across more sections of the chair for optimum strength and reliability.
- **Y FRAME CHASSIS.** Refers to the brand new frame design that lowers the center of gravity to deal with direct contact.
- **RIDER EXPERIENCE.** Refers to the rider's wheelchair skills, ability and experience. A new rider could be newly injured or experiencing sports for the first time whereas an experienced rider is looking for optimum performance and/or comfort. RGK has a range of wheelchairs available to cover all levels of experience.





www.rgkwheelchairs.com

RGK Wheelchairs Ltd.
Unit 8a/b/c Ring Road Zone 2,
Burntwood Business Park,
Burntwood, Staffordshire, WS73JQ, UK

Phone +441543670077
Email: sales@rgkwheelchairs.com

