

TA IQ

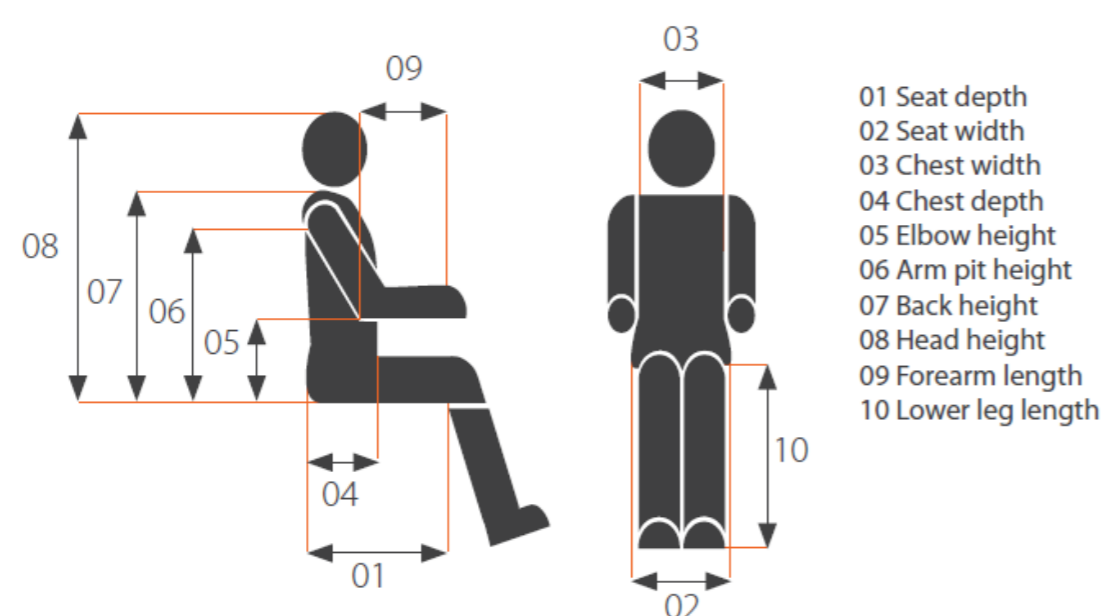
COMPANY:		Shipping address:	
Customer number:	Date:	Address:	
		Postcode:	Town/City:
Cost Estimate:	Order:	Country:	Phone:
Contact person:		E-Mail:	
Reference:			

Specifications

	FWD	MWD	RWD
Lenght with leg support: (mm)	985-1100	985-1100	940-1060
Overall width: (mm)	630 - 735 for LC		
Seat width min.-max.: (mm)	250-550		
Seat depht min.-max.: (mm)	250-600		
Seat height w/o cushion: (mm)	380		
Backrest height min.-max.: (mm)	380-790		
Seat tilt: (°)	45		
Backrest angle min.-max.: (°)	85-135		
Lift: (mm)	300		
Footplate to seat distance min.-max.: (mm)	110-530		
Leg to seat surface angle min.-max.: (°)	90-180		
Arm support to seat distance min.-max.: (mm)	370-475		

	FWD	MWD	RWD
Total mass: (kg)	150	155 -165	150
Maximum user weight: (kg)	140		
Dynamic stability uphill: (°)	10		
Obstacle climbing: (mm)	100	80	80
Ground clearance: (mm)	700		
Max. speed forward: (km/h)	10 / 12 / 15		
Minimum turning radius: (mm)	650	450	650

User details



All seat dimensions are always measured without seat cushion!

01 Seat depth:
02 Seat width:
03 Chest width:
04 Chest depth:
05 Elbow height:
06 Arm pit height:
07 Back height:
08 Head height:
09 Forearm length:
10 Lower leg length: (Measured from seatplate to footplate)
Height:
Weight (kg):

Specify dimensions in mm
Refer to the sketches!

The grey colored rows are indicative and show a standard configuration

1 Chassis / Motor

CODE	DESCRIPTION	Speed	Motor Power	Range (*)	Max. User weight	PRICE
<input type="checkbox"/> 97050	TA IQ Midwheel electric wheelchair Lift 300 mm & tilt 45° included	12 km/h	2 x 350 W	40 km	140 kg	
<input type="checkbox"/> 97055	TA IQ Midwheel electric wheelchair Lift 300 mm & tilt 45° included	10 km/h	2 x 350 W	40 km	140 kg	
<input type="checkbox"/> 97056	TA IQ Midwheel LC electric wheelchair including drive wheels 4.00-6, and 4" black pneumatic caster Lift 300 mm & tilt 45° included	15 km/h	2 x 600 W	20-25 km ¹⁾ 30-35 km ²⁾	140 kg	
<input type="checkbox"/> 97057	TA IQ Midwheel RS electric wheelchair Lift 300 mm & tilt 45° included	15 km/h	2 x 600 W	25-30 km ¹⁾ 35-40 km ²⁾	140 kg	
<input type="checkbox"/> 97060	TA IQ Rearwheel electric wheelchair Lift 300 mm & tilt 45° included	12 km/h	2 x 350 W	40 km	140 kg	
<input type="checkbox"/> 97065	TA IQ Rearwheel electric wheelchair Lift 300 mm & tilt 45° included	10 km/h	2 x 350 W	40 km	140 kg	
<input type="checkbox"/> 97070	TA IQ Frontwheel electric wheelchair Lift 300 mm & tilt 45° included	12 km/h	2 x 350 W	40 km	140 kg	
<input type="checkbox"/> 97075	TA IQ Frontwheel electric wheelchair Lift 300 mm & tilt 45° included	10 km/h	2 x 350 W	40 km	140 kg	

(*) According TA requirements



97050/97055/97057



97060/97065



97070/97075




97056

¹⁾ with 80 Ah Battery

²⁾ with 100 Ah Battery

Options for chassis / Motor

CODE	DESCRIPTION	PRICE
<input type="checkbox"/> 95380	Gyro module (standard incl. for FWD) includes item: 95286, 95265 and 95507	
<input type="checkbox"/> 97349	Antitip for RWD and FWD, set	
<input type="checkbox"/> 97266-1	Dahl car docking with lock plate V2	
<input type="checkbox"/> 97267-1	Dahl car attachment w/o lock plate V2	



97266-1

2 Battery and chargers

CODE	DESCRIPTION	PRICE
<input type="checkbox"/> 97432	Batteries 80Ah GEL (2 pcs)	pcs. price
<input type="checkbox"/> 97322	Batteries 100Ah AGM(2 pcs)	pcs. price
<input type="checkbox"/> 97190	Charger 8A GEL	
<input type="checkbox"/> 97284	Charger 10A Medico GEL	
<input type="checkbox"/> 97374	Charger 24V-12A AGM	
<input type="checkbox"/> M1060475	Power cable Type J(for 8A charger)	Switzerland
<input type="checkbox"/> M1060477	Power cable Type G (for 8A charger)	England, Ireland, Cyprus, Qatar, United Arab Emirates (U.A.E.),
<input type="checkbox"/> M1060478	Power cable Type I (for 8A charger)	New Zealand, Australia, Argentina

3 Wheels



Drive wheels 3.00-8
(not compatible with LC Version (97056))

Rims alu grey

Pneumatic tyres		Puncture-proof tyres	
Tire grey	Tire black	Tire grey	Tire black
<input type="checkbox"/> 97142	<input type="checkbox"/> 97263	<input type="checkbox"/> 97226	<input type="checkbox"/> 97264

Rims alu black

<input type="checkbox"/> 97244	<input type="checkbox"/> 97194	<input type="checkbox"/> 97265	<input type="checkbox"/> 97196
--------------------------------	--------------------------------	--------------------------------	--------------------------------

Pneumatic tyres

Puncture-proof tyres

Castor wheels 200 x 50
(not compatible with LC Version (97056))

Rims alu grey

Pneumatic tyres		Puncture-proof tyres	
Tire grey	Tire black	Tire grey	Tire black
<input type="checkbox"/> 97292	<input type="checkbox"/> 97260	<input type="checkbox"/> 97227	<input type="checkbox"/> 97261

Rims alu black

<input type="checkbox"/> 97245	<input type="checkbox"/> 97259	<input type="checkbox"/> 97262	<input type="checkbox"/> 97195
--------------------------------	--------------------------------	--------------------------------	--------------------------------

Drive wheels 12½ x 2 1/4
(not compatible with LC Version (97056))

Rims alu black

Pneumatic tyres		Puncture-proof tyres	
Tire grey	Tire black	Tire grey	Tire black
<input type="checkbox"/> 97270	<input type="checkbox"/> 97131	<input type="checkbox"/> 97348	<input type="checkbox"/> 97143

Castor wheels 4"

Rims alu black

Pneumatic tyres		Puncture-proof tyres	
Tire grey	Tire black	Tire grey	Tire black
<input type="checkbox"/> 97269	<input type="checkbox"/> 97314	<input type="checkbox"/> 97313	<input type="checkbox"/> 97300

Options for chassis / Motor

CODE	DESCRIPTION	PRICE
97378	Standard fork, tire acts as protection (pair)	
97379		
<input type="checkbox"/> 97282	Guards castorwheels iQ small, set	Not in combination with wheels 4"



97378/97379



97282

4 Seat

Lift / tilt

CODE	DESCRIPTION	PRICE			
97104	Actuator lift 300 mm				
97099	Seat tilt 45°				
	Electric seat glide 110mm				
	seat width				
	380mm	400mm	450mm	500mm	550mm
	20710-1	20710-2	20710-3	20710-4	20710-5
	<input type="checkbox"/>	<input type="checkbox"/>	<input type="checkbox"/>	<input type="checkbox"/>	<input type="checkbox"/>



97104



97099

Seat width

CODE	DESCRIPTION	PRICE
<input type="checkbox"/>	Seat width 250mm adjustable to 250 - 300 or 350 mm	
<input type="checkbox"/>	Seat width 380mm including depth extender (80233)	
<input type="checkbox"/>	Seat width 400mm including depth extender (80233)	
<input type="checkbox"/>	Seat width 450mm including depth extender (80216)	
<input type="checkbox"/>	Seat width 500mm including depth extender (80215) reinforced with middle plate (80502)	
<input type="checkbox"/>	Seat width 550mm including depth extender (80215) reinforced with middle plate (80502)	

Seat depth

Seat depth is stepless adjustable from 250 - 600mm:

Specify required seat depth, mandatory: _____

Seat system

CODE	DESCRIPTION	Seat width					PRICE
		380mm	400mm	450mm	500mm	550mm	
<input type="checkbox"/>	80519 TA Strap seat	<input type="checkbox"/>	<input type="checkbox"/>	<input type="checkbox"/>	<input type="checkbox"/>	<input type="checkbox"/>	



80519

Seat cushion



Netti Sit

Good pressure distribution and stabilizing properties.
The foam properties are adapted to the size of the cushion – and therefore the user's weight.
No adaptation and adjustment necessary.
Temperature stabilizing cover available to secure a good micro climate and prevent pressure ulcers.

CODE	DESCRIPTION	WIDTH x DEPTH (mm)	PRICE
<input type="checkbox"/>	N187306 Netti Sit 3D	380x400	
<input type="checkbox"/>	N187307 Netti Sit 3D	380x450	
<input type="checkbox"/>	N187308 Netti Sit 3D	380x500	
<input type="checkbox"/>	N187309 Netti Sit 3D	400x400	
<input type="checkbox"/>	N187310 Netti Sit 3D	400x450	
<input type="checkbox"/>	N187311 Netti Sit 3D	400x500	
<input type="checkbox"/>	N187333 Netti Sit 3D	400x550	
<input type="checkbox"/>	N187312 Netti Sit 3D	430x400	
<input type="checkbox"/>	N187313 Netti Sit 3D	430x450	
<input type="checkbox"/>	N187314 Netti Sit 3D	430x500	
<input type="checkbox"/>	N187315 Netti Sit 3D	450x400	
<input type="checkbox"/>	N187316 Netti Sit 3D	450x450	
<input type="checkbox"/>	N187317 Netti Sit 3D	450x500	
<input type="checkbox"/>	N187318 Netti Sit 3D	450x550	
<input type="checkbox"/>	N187319 Netti Sit 3D	500x450	
<input type="checkbox"/>	N187320 Netti Sit 3D	500x500	
<input type="checkbox"/>	N187321 Netti Sit 3D	500x550	
<input type="checkbox"/>	N187322 Netti Sit 3D	550x500	
<input type="checkbox"/>	N187323 Netti Sit 3D	550x550	
<input type="checkbox"/>	N188306 Netti Sit Easy Care	380x400	
<input type="checkbox"/>	N188307 Netti Sit Easy Care	380x450	
<input type="checkbox"/>	N188308 Netti Sit Easy Care	380x500	
<input type="checkbox"/>	N188309 Netti Sit Easy Care	400x400	
<input type="checkbox"/>	N188310 Netti Sit Easy Care	400x450	
<input type="checkbox"/>	N188311 Netti Sit Easy Care	400x500	
<input type="checkbox"/>	N188333 Netti Sit Easy Care	400x550	
<input type="checkbox"/>	N188312 Netti Sit Easy Care	430x400	
<input type="checkbox"/>	N188313 Netti Sit Easy Care	430x450	
<input type="checkbox"/>	N188314 Netti Sit Easy Care	430x500	
<input type="checkbox"/>	N188315 Netti Sit Easy Care	450x400	
<input type="checkbox"/>	N188316 Netti Sit Easy Care	450x450	
<input type="checkbox"/>	N188317 Netti Sit Easy Care	450x500	
<input type="checkbox"/>	N188318 Netti Sit Easy Care	450x550	
<input type="checkbox"/>	N188319 Netti Sit Easy Care	500x450	
<input type="checkbox"/>	N188320 Netti Sit Easy Care	500x500	
<input type="checkbox"/>	N188321 Netti Sit Easy Care	500x550	
<input type="checkbox"/>	N188322 Netti Sit Easy Care	550x500	
<input type="checkbox"/>	N188323 Netti Sit Easy Care	550x550	



Varilite Evolution PSV

For wheelchair users with a high degree of tissue breakdown and symmetric positioning needs.

VARILITE's PSV takes guesswork out of cushion adjustment and makes it automatic. Evolution PSV uses VARILITE's revolutionary new Pressure Setting Valve (patent pending). The PSV works by sensing the amount of internal cushion pressure. As air is released, internal pressure decreases and the user is immersed in the cushion for effective pressure distribution.

	CODE	DESCRIPTION	WIDTH x DEPTH (mm)	PRICE
<input type="checkbox"/>	93000	Varilite Evolution PSV	300x350	
<input type="checkbox"/>	93001	Varilite Evolution PSV	350x350	
<input type="checkbox"/>	93002	Varilite Evolution PSV	350x400	
<input type="checkbox"/>	93420	Varilite Evolution PSV	350x450	
<input type="checkbox"/>	93421	Varilite Evolution PSV	350x500	
<input type="checkbox"/>	93422	Varilite Evolution PSV	380x380	
<input type="checkbox"/>	93423	Varilite Evolution PSV	380x430	
<input type="checkbox"/>	93424	Varilite Evolution PSV	400x350	
<input type="checkbox"/>	93003	Varilite Evolution PSV	400x400	
<input type="checkbox"/>	93004	Varilite Evolution PSV	400x450	
<input type="checkbox"/>	93005	Varilite Evolution PSV	400x500	
<input type="checkbox"/>	93006	Varilite Evolution PSV	430x430	
<input type="checkbox"/>	93007	Varilite Evolution PSV	450x400	
<input type="checkbox"/>	93008	Varilite Evolution PSV	450x450	
<input type="checkbox"/>	93009	Varilite Evolution PSV	450x500	
<input type="checkbox"/>	93435	Varilite Evolution PSV	500x400	
<input type="checkbox"/>	93268	Varilite Evolution PSV	500x450	
<input type="checkbox"/>	93010	Varilite Evolution PSV	500x500	
<input type="checkbox"/>	93277	Varilite Evolution PSV	550x450	
<input type="checkbox"/>	93278	Varilite Evolution PSV	550x500	
<input type="checkbox"/>	93279	Varilite Evolution PSV	600x450	
<input type="checkbox"/>	93280	Varilite Evolution PSV	600x500	



Varilite Meridian TM

Therapists recommend the Meridian for individuals with motor and neurological dysfunction due to spinal-cord injury, stroke, multiple sclerosis, cerebral palsy, and traumatic brain injury. Therapists value the integral pre-ischial ridge and wedge effect created by the Meridian's dual chambers.

User and caregivers value its low weight, comfort, and ease of use. No pumps or accessories. No kneading or manipulation.

	CODE	DESCRIPTION	WIDTH x DEPTH (mm)	PRICE
<input type="checkbox"/>	93362	Varilite Meridian TM	300x350	
<input type="checkbox"/>	93363	Varilite Meridian TM	350x350	
<input type="checkbox"/>	93364	Varilite Meridian TM	350x400	
<input type="checkbox"/>	93411	Varilite Meridian TM	350x450	
<input type="checkbox"/>	93412	Varilite Meridian TM	350x500	
<input type="checkbox"/>	93414	Varilite Meridian TM	380x380	
<input type="checkbox"/>	93415	Varilite Meridian TM	380x430	
<input type="checkbox"/>	93413	Varilite Meridian TM	400x350	
<input type="checkbox"/>	93365	Varilite Meridian TM	400x400	
<input type="checkbox"/>	93366	Varilite Meridian TM	400x450	
<input type="checkbox"/>	93367	Varilite Meridian TM	400x500	
<input type="checkbox"/>	93368	Varilite Meridian TM	430x430	
<input type="checkbox"/>	93369	Varilite Meridian TM	450x400	
<input type="checkbox"/>	93370	Varilite Meridian TM	450x450	
<input type="checkbox"/>	93371	Varilite Meridian TM	450x500	
<input type="checkbox"/>	93571	Varilite Meridian TM	450x550	
<input type="checkbox"/>	93410	Varilite Meridian TM	500x400	
<input type="checkbox"/>	93372	Varilite Meridian TM	500x450	
<input type="checkbox"/>	93373	Varilite Meridian TM	500x500	
<input type="checkbox"/>	93416	Varilite Meridian TM	550x450	
<input type="checkbox"/>	93417	Varilite Meridian TM	550x500	
<input type="checkbox"/>	93418	Varilite Meridian TM	600x450	
<input type="checkbox"/>	93419	Varilite Meridian TM	600x500	



Varilite Pro-Form NX™
Dual chamber

For wheelchair users with challenging, asymmetric skin protection, positioning and postural support requirements. Modifiable.

	CODE	DESCRIPTION	WIDTH x DEPTH (mm)	PRICE
<input type="checkbox"/>	93296	Varilite Pro-Form NX™, dual chamber	300x350	
<input type="checkbox"/>	93297	Varilite Pro-Form NX™, dual chamber	350x350	
<input type="checkbox"/>	93298	Varilite Pro-Form NX™, dual chamber	350x400	
<input type="checkbox"/>	93113	Varilite Pro-Form NX™, dual chamber	380x380	
<input type="checkbox"/>	93114	Varilite Pro-Form NX™, dual chamber	380x430	
<input type="checkbox"/>	93299	Varilite Pro-Form NX™, dual chamber	400x400	
<input type="checkbox"/>	93300	Varilite Pro-Form NX™, dual chamber	400x450	
<input type="checkbox"/>	93301	Varilite Pro-Form NX™, dual chamber	400x500	
<input type="checkbox"/>	93115	Varilite Pro-Form NX™, dual chamber	430x430	
<input type="checkbox"/>	93302	Varilite Pro-Form NX™, dual chamber	450x400	
<input type="checkbox"/>	93303	Varilite Pro-Form NX™, dual chamber	450x450	
<input type="checkbox"/>	93304	Varilite Pro-Form NX™, dual chamber	450x500	
<input type="checkbox"/>	93116	Varilite Pro-Form NX™, dual chamber	500x400	
<input type="checkbox"/>	93117	Varilite Pro-Form NX™, dual chamber	500x450	
<input type="checkbox"/>	93305	Varilite Pro-Form NX™, dual chamber	500x500	



Varilite Reflex™

Non-adjustable skin protection cushion featuring VARILITE's unique Air-Release Device™.

	CODE	DESCRIPTION	WIDTH x DEPTH (mm)	PRICE
<input type="checkbox"/>	93491	Varilite Reflex™	300x300	
<input type="checkbox"/>	93492	Varilite Reflex™	300x350	
<input type="checkbox"/>	93493	Varilite Reflex™	350x350	
<input type="checkbox"/>	93494	Varilite Reflex™	350x400	
<input type="checkbox"/>	93495	Varilite Reflex™	350x450	
<input type="checkbox"/>	93496	Varilite Reflex™	350x500	
<input type="checkbox"/>	93497	Varilite Reflex™	380x380	
<input type="checkbox"/>	93498	Varilite Reflex™	380x430	
<input type="checkbox"/>	93499	Varilite Reflex™	400x350	
<input type="checkbox"/>	93500	Varilite Reflex™	400x400	
<input type="checkbox"/>	93501	Varilite Reflex™	400x450	
<input type="checkbox"/>	93502	Varilite Reflex™	400x500	
<input type="checkbox"/>	93503	Varilite Reflex™	430x430	
<input type="checkbox"/>	93504	Varilite Reflex™	450x400	
<input type="checkbox"/>	93505	Varilite Reflex™	450x450	
<input type="checkbox"/>	93506	Varilite Reflex™	450x500	
<input type="checkbox"/>	93507	Varilite Reflex™	500x400	
<input type="checkbox"/>	93508	Varilite Reflex™	500x450	
<input type="checkbox"/>	93509	Varilite Reflex™	500x500	



Varilite Stratus

The Varilite Stratus Cushion is a great choice for people who have a moderate to low risk of tissue breakdown and moderate positioning needs. The cushion has a unique self-inflating valve, which allows air in and out of the cushion so it can contour to the user's shape.

	CODE	DESCRIPTION	WIDTH x DEPTH (mm)	PRICE
<input type="checkbox"/>	93047	Varilite Stratus	300x300	
<input type="checkbox"/>	93048	Varilite Stratus	300x350	
<input type="checkbox"/>	93049	Varilite Stratus	350x350	
<input type="checkbox"/>	93050	Varilite Stratus	350x400	
<input type="checkbox"/>	93110	Varilite Stratus	380x380	
<input type="checkbox"/>	93111	Varilite Stratus	380x430	
<input type="checkbox"/>	93051	Varilite Stratus	400x400	
<input type="checkbox"/>	93052	Varilite Stratus	400x450	
<input type="checkbox"/>	93053	Varilite Stratus	430x430	
<input type="checkbox"/>	93054	Varilite Stratus	450x400	
<input type="checkbox"/>	93055	Varilite Stratus	450x450	
<input type="checkbox"/>	93112	Varilite Stratus	450x500	
<input type="checkbox"/>	93056	Varilite Stratus	500x450	
<input type="checkbox"/>	93057	Varilite Stratus	500x500	



Varilite Zoid™
PSV

Low-profile, adjustable skin protection performance cushion for active wheelchair users

	CODE	DESCRIPTION	WIDTH x DEPTH (mm)	PRICE
<input type="checkbox"/>	93031	Varilite Zoid™ PSV	300x300	
<input type="checkbox"/>	93032	Varilite Zoid™ PSV	300x350	
<input type="checkbox"/>	93033	Varilite Zoid™ PSV	350x350	
<input type="checkbox"/>	93034	Varilite Zoid™ PSV	350x400	
<input type="checkbox"/>	93100	Varilite Zoid™ PSV	350x450	
<input type="checkbox"/>	93101	Varilite Zoid™ PSV	380x380	
<input type="checkbox"/>	93102	Varilite Zoid™ PSV	380x430	
<input type="checkbox"/>	93035	Varilite Zoid™ PSV	400x400	
<input type="checkbox"/>	93036	Varilite Zoid™ PSV	400x450	
<input type="checkbox"/>	93103	Varilite Zoid™ PSV	400x500	
<input type="checkbox"/>	93104	Varilite Zoid™ PSV	430x430	
<input type="checkbox"/>	93105	Varilite Zoid™ PSV	450x400	
<input type="checkbox"/>	93037	Varilite Zoid™ PSV	450x450	
<input type="checkbox"/>	93106	Varilite Zoid™ PSV	450x500	
<input type="checkbox"/>	93107	Varilite Zoid™ PSV	500x400	
<input type="checkbox"/>	93108	Varilite Zoid™ PSV	500x450	
<input type="checkbox"/>	93109	Varilite Zoid™ PSV	500x500	



Varilite Junior

Ideal for children with a high degree of tissue breakdown and symmetric positioning needs

	CODE	DESCRIPTION	WIDTH x DEPTH (mm)	PRICE
<input type="checkbox"/>	93588	Varilite Junior	250x250	
<input type="checkbox"/>	93599	Varilite Junior	275x325	
<input type="checkbox"/>	93600	Varilite Junior	300x300	

5 Backrest

Backrest bracket

	CODE	DESCRIPTION		PRICE
<input type="checkbox"/>	80298	Backrest bracket adjustable not in combination armrest 97471	seat width adjustable in steps 380 - 400 - 450 - 500 - 550 mm	
<input type="checkbox"/>	80355	Backrest bracket adjustable Extra long tubes for mounting other back systems not in combination armrest 97471	seat width adjustable in steps 380, 400, 450, 500, 550 mm	
<input type="checkbox"/>	80298-1	Backrest bracket adjustable JUNIOR not in combination armrest 97471	seat width adjustable in steps 250 - 300 - 350 mm	
<input type="checkbox"/>	97485	Backrest Combi low (NEW), Compatible with Varilite Icon Back	seat width adjustable in steps 380 - 400 - 450 - 500 - 550 mm	410mm
<input type="checkbox"/>	97486	Backrest Combi Medium (NEW), Compatible with Varilite Icon or Netti back	seat width adjustable in steps 380 - 400 - 450 - 500 mm	51mm
<input type="checkbox"/>	97499	Backrest Combi Medium Large (NEW), Compatible w.	seat width adjustable in steps	51mm
<input type="checkbox"/>	97487	Backrest Combi High (NEW), Compatible with Varilite Icon or Netti back	seat width adjustable in steps 380 - 400 - 450 - 500 mm	61mm
<input type="checkbox"/>	97500	Backrest Combi High Large (NEW), Compatible with Varilite Icon or Netti back	seat width adjustable in steps 450 - 500 - 550 mm	61mm




80298




80298-1
Junior



97485
Only in combination
with
Varilite Icon Back



97486 - 97499
Compatible with
Varilite Icon or Netti
back



97487 - 97500
Compatible with
Varilite Icon or Netti
back

Backrest system Netti (only in combination w. combi Medium or Combi High back)



97474
Netti back straps
To combine w.
Combi Medium or
Combi High back



97488
Netti back raiser
Back raiser to be used
in combination with
Combi High back



97498-1
Netti extra strap
For additional
support in the lower
back

CODE	DESCRIPTION	PRICE
<input type="checkbox"/> 97474	Standard Strap for backrest Mid. Used with 97486 and 97499	
<input type="checkbox"/> 97474 97488	Standard Strap backrest Mid incl. strap back top Used with 97487 and 97500	
<input type="checkbox"/> 97498-1	Strap backrest low, incl. brackets Used if an extra single strap is needed	



Netti Uno Back
Good and firm back
cushion with lumbar
support. Steplessly
adjustable in height



Netti Smart
For users with
higher requirements
for comfort Multiple
foam layers
Steplessly adjustable
in height



Netti Stabil
For users with higher
requirements for
comfort
Good lumbar support.
Works well in
combination with the
Stabil lateral support.
Multiple foam layers
allows faster sink-in
Steplessly adjustable in
height



Netti Super Stabil
For more comfort
and stability
Good lumbar
support. Works well
in combination with
the Stabil lateral
support
Comes with two
pads for adjustment
of lumbar support
and side support as
well as adaptation
for light scoliosis.
Multiple foam layers



Netti Kyphotic
For users with
curved spine
Support along the
spine
Multiple foam layers
- increased sink-in
Low lateral supports.
Can be individually
fitted steplessly in
height

<input type="checkbox"/> N344702	Netti Uno Back 3D Mid	400
<input type="checkbox"/> N344703	Netti Uno Back 3D Mid	450
<input type="checkbox"/> N344704	Netti Uno Back 3D Mid	500
<input type="checkbox"/> N344705	Netti Uno Back 3D Mid	550
<input type="checkbox"/> N344902	Netti Uno Back Easy Care Mid	400
<input type="checkbox"/> N344903	Netti Uno Back Easy Care Mid	450
<input type="checkbox"/> N344904	Netti Uno Back Easy Care Mid	500
<input type="checkbox"/> N344905	Netti Uno Back Easy Care Mid	550
<input type="checkbox"/> N357305	Netti Smart 3D Mid	380
<input type="checkbox"/> N357306	Netti Smart 3D Mid	400
<input type="checkbox"/> N357307	Netti Smart 3D Mid	430
<input type="checkbox"/> N357308	Netti Smart 3D Mid	450
<input type="checkbox"/> N357309	Netti Smart 3D Mid	500
<input type="checkbox"/> N357310	Netti Smart 3D Mid	550
<input type="checkbox"/> N358305	Netti Smart Easy Care Mid	380
<input type="checkbox"/> N358306	Netti Smart Easy Care Mid	400
<input type="checkbox"/> N358307	Netti Smart Easy Care Mid	430
<input type="checkbox"/> N358308	Netti Smart Easy Care Mid	450
<input type="checkbox"/> N358309	Netti Smart Easy Care Mid	500
<input type="checkbox"/> N358310	Netti Smart Easy Care Mid	550
<input type="checkbox"/> N357321	Netti Smart 3D Tall	380
<input type="checkbox"/> N357322	Netti Smart 3D Tall	400
<input type="checkbox"/> N357323	Netti Smart 3D Tall	430
<input type="checkbox"/> N357324	Netti Smart 3D Tall	450
<input type="checkbox"/> N357325	Netti Smart 3D Tall	500
<input type="checkbox"/> N357328	Netti Smart one-piece foam 3D Tall	550
<input type="checkbox"/> N358321	Netti Smart Easy Care Tall	380
<input type="checkbox"/> N358322	Netti Smart Easy Care Tall	400
<input type="checkbox"/> N358323	Netti Smart Easy Care Tall	430
<input type="checkbox"/> N358324	Netti Smart Easy Care Tall	450
<input type="checkbox"/> N358325	Netti Smart Easy Care Tall	500
<input type="checkbox"/> N358328	Netti Smart one-piece foam Easy Care Tall	550
<input type="checkbox"/> N367305	Netti Stabil 3D Mid	380

<input type="checkbox"/>	N367306	Netti Stabil 3D Mid	400
<input type="checkbox"/>	N367307	Netti Stabil 3D Mid	430
<input type="checkbox"/>	N367308	Netti Stabil 3D Mid	450
<input type="checkbox"/>	N367309	Netti Stabil 3D Mid	500
<input type="checkbox"/>	N367310	Netti Stabil 3D Mid	550
<input type="checkbox"/>	N368305	Netti Stabil Easy Care Mid	380
<input type="checkbox"/>	N368306	Netti Stabil Easy Care Mid	400
<input type="checkbox"/>	N368307	Netti Stabil Easy Care Mid	430
<input type="checkbox"/>	N368308	Netti Stabil Easy Care Mid	450
<input type="checkbox"/>	N368309	Netti Stabil Easy Care Mid	500
<input type="checkbox"/>	N368310	Netti Stabil Easy Care Mid	550
<input type="checkbox"/>	N367321	Netti Stabil 3D Tall	380
<input type="checkbox"/>	N367322	Netti Stabil 3D Tall	400
<input type="checkbox"/>	N367323	Netti Stabil 3D Tall	430
<input type="checkbox"/>	N367324	Netti Stabil 3D Tall	450
<input type="checkbox"/>	N367325	Netti Stabil 3D Tall	500
<input type="checkbox"/>	N367331	Netti Stabil 3D Tall	550
<input type="checkbox"/>	N368321	Netti Stabil Easy Care Tall	380
<input type="checkbox"/>	N368322	Netti Stabil Easy Care Tall	400
<input type="checkbox"/>	N368323	Netti Stabil Easy Care Tall	430
<input type="checkbox"/>	N368324	Netti Stabil Easy Care Tall	450
<input type="checkbox"/>	N368325	Netti Stabil Easy Care Tall	500
<input type="checkbox"/>	N368328	Netti Stabil one-piece Easy Care Tall	550
<input type="checkbox"/>	N377302	Netti Super Stabil 3D Mid	380
<input type="checkbox"/>	N377303	Netti Super Stabil 3D Mid	400
<input type="checkbox"/>	N377304	Netti Super Stabil 3D Mid	430
<input type="checkbox"/>	N377305	Netti Super Stabil 3D Mid	450
<input type="checkbox"/>	N377306	Netti Super Stabil 3D Mid	500
<input type="checkbox"/>	N377307	Netti Super Stabil 3D Mid	550
<input type="checkbox"/>	N378302	Netti Super Stabil Easy Care Mid	380
<input type="checkbox"/>	N378303	Netti Super Stabil Easy Care Mid	400
<input type="checkbox"/>	N378304	Netti Super Stabil Easy Care Mid	430
<input type="checkbox"/>	N378305	Netti Super Stabil Easy Care Mid	450
<input type="checkbox"/>	N378306	Netti Super Stabil Easy Care Mid	500
<input type="checkbox"/>	N378307	Netti Super Stabil Easy Care Mid	550
<input type="checkbox"/>	N377321	Netti Super Stabil 3D Tall	380
<input type="checkbox"/>	N377322	Netti Super Stabil 3D Tall	400
<input type="checkbox"/>	N377323	Netti Super Stabil 3D Tall	430
<input type="checkbox"/>	N377324	Netti Super Stabil 3D Tall	450
<input type="checkbox"/>	N377325	Netti Super Stabil 3D Tall	500
<input type="checkbox"/>	N377331	Netti SuperStabil one-piece foam 3D Tall	550
<input type="checkbox"/>	N378321	Netti Super Stabil Easy Care Tall	380
<input type="checkbox"/>	N378322	Netti Super Stabil Easy Care Tall	400
<input type="checkbox"/>	N378323	Netti Super Stabil Easy Care Tall	430
<input type="checkbox"/>	N378324	Netti Super Stabil Easy Care Tall	450
<input type="checkbox"/>	N378325	Netti Super Stabil Easy Care Tall	500
<input type="checkbox"/>	N378331	Netti SuperStabil one-piece foam Easy Care Tall	550
<input type="checkbox"/>	N206301	Netti kyphotic 3D/Mars Mid	350
<input type="checkbox"/>	N206302	Netti kyphotic 3D/Mars Mid	400
<input type="checkbox"/>	N206303	Netti kyphotic 3D/Mars Mid	450
<input type="checkbox"/>	N206304	Netti kyphotic 3D/Mars Mid	500

Backrest system Varilite Icon™ (only in combination w. Combi Low back)



Icon™ Back System
Low

Combines innovative VariLock™ hardware with a sleek, low profile look



Icon™ Back System
Mid

Provides support and positioning to improve trunk control and decrease fatigue



Icon™ Back System
Tall

Well suited for users needing additional support or with a tilt-recline system



Icon™ Back System
Deep

Ideal for users needing maximum support

<input type="checkbox"/>	93560	Varilite Icon™ Low, incl. adapter set 93567	350
<input type="checkbox"/>	93561	Varilite Icon™ Low, incl. adapter set 93567	380
<input type="checkbox"/>	93562	Varilite Icon™ Low, incl. adapter set 93567	400
<input type="checkbox"/>	93563	Varilite Icon™ Low, incl. adapter set 93567	430
<input type="checkbox"/>	93564	Varilite Icon™ Low, incl. adapter set 93567	450
<input type="checkbox"/>	93565	Varilite Icon™ Low, incl. adapter set 93567	500
<input type="checkbox"/>	93587	Varilite Icon™ Mid, incl. adapter set 93567	250
<input type="checkbox"/>	93544	Varilite Icon™ Mid, incl. adapter set 93567	300

<input type="checkbox"/>	93545	Varilite Icon™ Mid, incl. adapter set 93567	350
<input type="checkbox"/>	93546	Varilite Icon™ Mid, incl. adapter set 93567	380
<input type="checkbox"/>	93547	Varilite Icon™ Mid, incl. adapter set 93567	400
<input type="checkbox"/>	93548	Varilite Icon™ Mid, incl. adapter set 93567	430
<input type="checkbox"/>	93549	Varilite Icon™ Mid, incl. adapter set 93567	450
<input type="checkbox"/>	93550	Varilite Icon™ Mid, incl. adapter set 93567	500
<input type="checkbox"/>	93551	Varilite Icon™ Mid, incl. adapter set 93567	550
<input type="checkbox"/>	93552	Varilite Icon™ Mid, incl. adapter set 93567	600
<input type="checkbox"/>	93553	Varilite Icon™ Tall, incl. adapter set 93567	300
<input type="checkbox"/>	93554	Varilite Icon™ Tall, incl. adapter set 93567	350
<input type="checkbox"/>	93555	Varilite Icon™ Tall, incl. adapter set 93567	380
<input type="checkbox"/>	93556	Varilite Icon™ Tall, incl. adapter set 93567	400
<input type="checkbox"/>	93557	Varilite Icon™ Tall, incl. adapter set 93567	430
<input type="checkbox"/>	93558	Varilite Icon™ Tall, incl. adapter set 93567	450
<input type="checkbox"/>	93559	Varilite Icon™ Tall, incl. adapter set 93567	500
<input type="checkbox"/>	93586	Varilite Icon™ Deep, incl. adapter set 93567	250
<input type="checkbox"/>	93588	Varilite Icon™ Deep, incl. adapter set 93567	350
<input type="checkbox"/>	93539	Varilite Icon™ Deep, incl. adapter set 93567	380
<input type="checkbox"/>	93540	Varilite Icon™ Deep, incl. adapter set 93567	400
<input type="checkbox"/>	93541	Varilite Icon™ Deep, incl. adapter set 93567	430
<input type="checkbox"/>	93542	Varilite Icon™ Deep, incl. adapter set 93567	450
<input type="checkbox"/>	93543	Varilite Icon™ Deep, incl. adapter set 93567	500

Backrest adjustments and options

CODE	DESCRIPTION	adjustment range	PRICE
<input type="checkbox"/>	80363	Mechanical backrest adjustment, quick release	
<input type="checkbox"/>	80577	Mechanical backrest adjustment, gas spring	
<input type="checkbox"/>	97235	Electric backrest adjustment (100mm actuator)	
<input type="checkbox"/>	81137	Electric backrest adjustment (150mm actuator)	



80363



80577



97235

Lateral support

CODE	DESCRIPTION					PRICE
	for seat width					
30cm 93254 <input type="checkbox"/>	35-38cm 93255 <input type="checkbox"/>	40-43cm 93256 <input type="checkbox"/>	45cm 93257 <input type="checkbox"/>	50-60cm 93258 <input type="checkbox"/>	Varilite lateral support fixed, set only in combination with Varilite Icon™	Choose underneath Cushion for thigh/lateral support for this.
30cm 93239 <input type="checkbox"/>	35-38cm 93240 <input type="checkbox"/>	40-43cm 93241 <input type="checkbox"/>	45cm 93242 <input type="checkbox"/>	50-60cm 93243 <input type="checkbox"/>	Varilite lateral support swing away, set only in combination with Varilite Icon™	short Choose underneath Cushion for thigh/lateral support for this.
30cm 93249 <input type="checkbox"/>	35-38cm 93250 <input type="checkbox"/>	40-43cm 93251 <input type="checkbox"/>	45cm 93252 <input type="checkbox"/>	50-60cm 93253 <input type="checkbox"/>	Varilite lateral support swing away, set only in combination with Varilite Icon™	High Choose underneath Cushion for thigh/lateral support for this.
30cm 93244 <input type="checkbox"/>	35-38cm 93245 <input type="checkbox"/>	40-43cm 93246 <input type="checkbox"/>	45cm 93247 <input type="checkbox"/>	50-60cm 93248 <input type="checkbox"/>	Varilite lateral support swing away, set only in combination with Varilite Icon™	long Choose underneath Cushion for thigh/lateral support for this.
<input type="checkbox"/>	93262	Cushion for thigh/lateral support, pcs 7,5x10 cm, set				
<input type="checkbox"/>	93263	Cushion for thigh/lateral support, pcs 10x13 cm, set				
<input type="checkbox"/>	93264	Cushion for thigh/lateral support, pcs 13x15 cm, set				



Fixed



Swing away short



Swing away High



Swing away long


Head support

CODE	DESCRIPTION	Size (mm) / Shape	Cover	PRICE
<input type="checkbox"/>	80337 TA Head support incl. bracket (80288)	225 x 125		
<input type="checkbox"/>	80829 TA Head support High incl. bracket (80288-2)	175 x 95		
<input type="checkbox"/>	80267 TA Head support with support pad			



80267

<input type="checkbox"/>	M1086677 Meyra Multifunctional 3D head support, including bracket	Only for combi back rest mid + high vers.	textile black	
<input type="checkbox"/>	M1086678 Meyra Multifunctional 3D head support, including bracket		Leather black	



M1086677
M1086678

<input type="checkbox"/>	N42370	Netti head support A, incl. bracket (97518 & 80047)	curved	3D
<input type="checkbox"/>	N42369	Netti head support A, incl. bracket (97518 & 80047)	curved	Easy Care
<input type="checkbox"/>	N87398	Netti head support A with forehead strap, incl. bracket (97518 & 80047)	curved	3D
<input type="checkbox"/>	N87397	Netti head support A with forehead strap, incl. bracket (97518 & 80047)	curved	Easy Care
<input type="checkbox"/>	N44579	Netti head support A Mini, incl. bracket (97518 & 80047)	150 x 200	3D
<input type="checkbox"/>	N42361	Netti head support B, incl. bracket (97518 & 80047)	small	3D
<input type="checkbox"/>	N42360	Netti head support B, incl. bracket (97518 & 80047)	small	Easy Care
<input type="checkbox"/>	N42352	Netti head support C, incl. bracket (97518 & 80047)	large	3D
<input type="checkbox"/>	N42351	Netti head support C, incl. bracket (97518 & 80047)	large	Easy Care
<input type="checkbox"/>	N81021	Netti head support D, incl. bracket (97518 & 80047)	comfort	3D
<input type="checkbox"/>	N82983	Netti head support D, incl. bracket (97518 & 80047)	comfort	Easy Care
<input type="checkbox"/>	N94233	Netti head support E, incl. bracket (97518 & 80047)	adjustable sides	3D
<input type="checkbox"/>	N94032	Netti head support E, incl. bracket (97518 & 80047)	adjustable sides	Easy Care
<input type="checkbox"/>	N87414	Netti head support F, incl. bracket (97518 & 80047)	with chin support	3D
<input type="checkbox"/>	N87413	Netti head support F, incl. bracket (97518 & 80047)	with chin support	Easy Care



Netti head support
A



Netti support A with
forehead strap



Netti head support
Mini



Netti head support B



Netti head support C



Netti head support
D

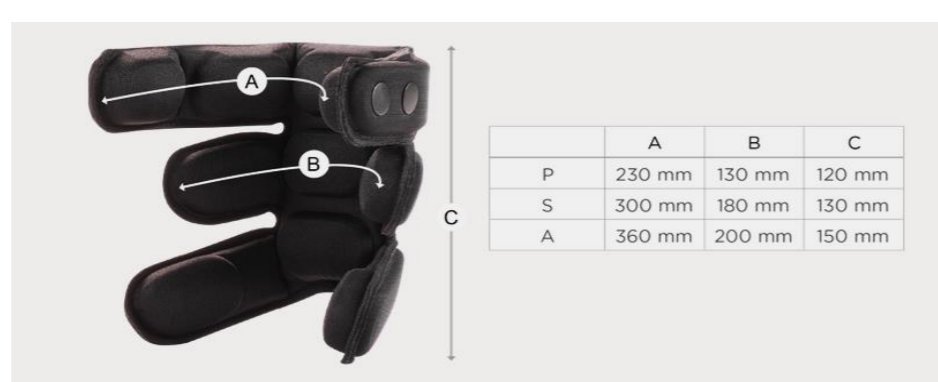


Netti head support
E



Netti head support F

<input type="checkbox"/>	N45365	Netti Savant Pediatric head support	120 mm
<input type="checkbox"/>	N45366	Netti Savant Small head support	130 mm
<input type="checkbox"/>	N45367	Netti Savant Adult head support	150 mm
<input type="checkbox"/>	N45369	Horizontal bar for Netti Savant head support	150 mm
<input type="checkbox"/>	N45370	Horizontal bar for Netti Savant head support	250 mm
<input type="checkbox"/>	N45368	Netti Axion head support adapter 60° to combine w. Savant head support	
<input type="checkbox"/>	N45378	Netti Axion head support adapter 90° to combine w. Savant head support	
<input type="checkbox"/>	N45373	Netti Savant side Pad	
<input type="checkbox"/>	N45398	Netti Savant forehead band	



Netti Savant head support



Netti Axion head support
adapter



Netti Savant side pad

Thigh support

	CODE	DESCRIPTION	PRICE
<input type="checkbox"/>	93262 80328	Thigh support, incl. bracket, cushion 75 x 100 mm, set	set price
<input type="checkbox"/>	93263 80328	Thigh support, incl. bracket, cushion 100 x 130 mm, set	set price
<input type="checkbox"/>	93264 80328	Thigh support, incl. bracket, cushion 130 x 150 mm, set	set price

Belts & support

CODE	DESCRIPTION				PRICE
<input type="checkbox"/> 93231	Chest belt				
	XS	S	M	L	
<input type="checkbox"/>	<input type="checkbox"/>	<input type="checkbox"/>	<input type="checkbox"/>	<input type="checkbox"/>	
93221	93222	93223	93224	2-point hip belt	
<input type="checkbox"/>	<input type="checkbox"/>	<input type="checkbox"/>	<input type="checkbox"/>		
93225	93226	93227	93228	4-point hip belt	
<input type="checkbox"/>	<input type="checkbox"/>	<input type="checkbox"/>	<input type="checkbox"/>		
93235	93236	93237	93238	Band-It, Ankle, set	
<input type="checkbox"/>	<input type="checkbox"/>	<input type="checkbox"/>	<input type="checkbox"/>		
93272	93232	93233	93234	Contoured chest harness	
<input type="checkbox"/> 80765	Bracket for chest harness				
<input type="checkbox"/> 97157	Belt, automatic roll-up				

6 Arm support

CODE	DESCRIPTION	PRICE
<input type="checkbox"/> 97471	Arm support flip-up with click function, set	height adjustable from 230 to 320 mm
<input type="checkbox"/> 80289-2	Arm support flip-up with front support lockable, set	height adjustable from 185 to 285 mm
<input type="checkbox"/> 80302	Arm support flip-up, set	height adjustable from 185 to 285 mm
<input type="checkbox"/> 80743	Stop for Flip up arm support pcs.in comb. w. 80302 & 80289-2	prevents arm support from going further back
<input type="checkbox"/> 80347	Arm support bracket rigid, set	adjustable from 100 to 280 mm from the seat plate



80289-2



80302



80347



97471

Options for armsupport

CODE	DESCRIPTION	PRICE
<input type="checkbox"/> 80320	Arm pad cushion, right, short 320mm	length 320mm
<input type="checkbox"/> 80335	Arm pad cushion, right, long 430mm	length 430mm
<input type="checkbox"/> 80336	Arm pad cushion, left, short 320mm	length 320mm
<input type="checkbox"/> 80321	Arm pad cushion, left, long 430mm	length 430mm
<input type="checkbox"/> 80651	Aluminium edge for arm support cushion short	
<input type="checkbox"/> 80652	Aluminium edge for arm support cushion long	
<input type="checkbox"/> 80830	Swing bracket for arm pad right	for armrest flip-up 80302
<input type="checkbox"/> 80830-1	Swing bracket for armpad left	for armrest flip-up 80302
<input type="checkbox"/> 80994	Purse -leather bag for arm support	
<input type="checkbox"/> 20248	Purse -pocket for arm support	



80320/80336



80335/80321



80651/80652



80830/80830-1



80994



20248

7 Leg support and Footplate

Two-piece leg support

CODE	DESCRIPTION	PRICE
<input type="checkbox"/> 80700-1	Manual elevating leg support, right	
<input type="checkbox"/> 80701-1	Manual elevating leg support, left	
<input type="checkbox"/> 80628	Electric elevating leg support, right	
<input type="checkbox"/> 80629	Electric elevating leg support, left	
<input type="checkbox"/> 80716	Amputation elevating leg support right	
<input type="checkbox"/> 80717	Amputation elevating leg support left	
<input type="checkbox"/> 80721	Knee pad standard right	for electric separate leg support, right 80628
<input type="checkbox"/> 80730	Knee pad standard left	for electric separate leg support, left 80629
<input type="checkbox"/> 80631-3	Lower tube for leg support straight + 100mm	
<input type="checkbox"/> 80631-2	Lower tube for leg support curved + 100mm	
<input type="checkbox"/> M293	Fixed angle leg support, set	incl. bracket adaption for MeyLife legrest (97449)
<input type="checkbox"/> M4092	Manual elevating leg support, set	Incl. bracket adaption for MeyLife legrest (97449)
<input type="checkbox"/> M2086	Electric elevating leg support, set	Incl. bracket adaption for MeyLife legrest (97449)



80700-1/80701-1



80628/80629



80716/80717



80721 / 80730



M293

Central leg support with single footplate

CODE	DESCRIPTION	PRICE
<input type="checkbox"/> 95083	Center manual leg support adjustable	
<input type="checkbox"/> 80357	Center power leg support with calf pads	mechanically length adjustment (via screws) 340-430mm + 150mm electrical length adjustment (via controller)
<input type="checkbox"/> 81124	Center power leg support with calf pads for separate footplates	mechanically length adjustment (via screws) 340-430mm + 150mm electrical length adjustment (via controller)
<input type="checkbox"/> 81128 81017	Center power leg support with calf pads incl. electric flip-up footplate	mechanically length adjustment (via screws) 340-430mm + 150mm electrical length adjustment (via controller)
<input type="checkbox"/> 80571	Center power leg support short with calfpads	mechanically length adjustment (via screws) 250-310mm + 80mm electrical length adjustment (via controller)
<input type="checkbox"/> 81126	Center power leg support short with calfpads for separate footplates	mechanically length adjustment (via screws) 250-310mm + 80mm electrical length adjustment (via controller)



95083



81017
Footplate flip-up
electric



80357

Footplate for central leg support

CODE	DESCRIPTION	PRICE
<input type="checkbox"/> 80373-2	Footplate moulded standard complete with edge. Not good with a FWD	
<input type="checkbox"/> 80539-1	Footplate with cutout moulded complete with edge	
<input type="checkbox"/> 80818	Footplates divided	



80373-2



80539-1



80818

Options for central leg support

CODE	DESCRIPTION	PRICE
<input type="checkbox"/> 80690	Knee protection for center leg support	



80690

8 Lighting

CODE	DESCRIPTION	PRICE
<input type="checkbox"/> 97223	Active LED lighting	
<input type="checkbox"/> ---	Without lighting	

9 Control module and accessories

CODE	DESCRIPTION	PRICE
<input type="checkbox"/> 95174	Controller, JSM, LED Entry level	w/o light Power Module 120A
<input type="checkbox"/> 95253	Controller, JSM-L LED	for light Power Module 120A
<input type="checkbox"/> 95172-1	Controller, CJSM, SW (direct actuator)	w/o light Power Module 120A
<input type="checkbox"/> 95252-1	Controller, CJSM-L-SW(direct actuator)	for light Power Module 120A
<input type="checkbox"/> 95501	Controller CJSM2-L	infrared function Power Module 120A
<input type="checkbox"/> 95524	Controller, CJSM2, Bluetooth	infrared & bluetooth func. Power Module 120A
In combination with CJSM or CJSM 2, choose your preferred language		
<input type="checkbox"/>	Danish	
<input type="checkbox"/>	English	
<input type="checkbox"/>	German	
<input type="checkbox"/>	French	



95174/95253
JSM LED



95172-1/95252-1
CJSM



95501/95524
CJSM-2

Control module bracket

CODE	DESCRIPTION	PRICE
<input type="checkbox"/> 80407	Right swingaway bracket for control module right	
<input type="checkbox"/> 80408	Left swingaway bracket for control module left	
<input type="checkbox"/> 80838	Drop-Down bracket universal	



80407/80408

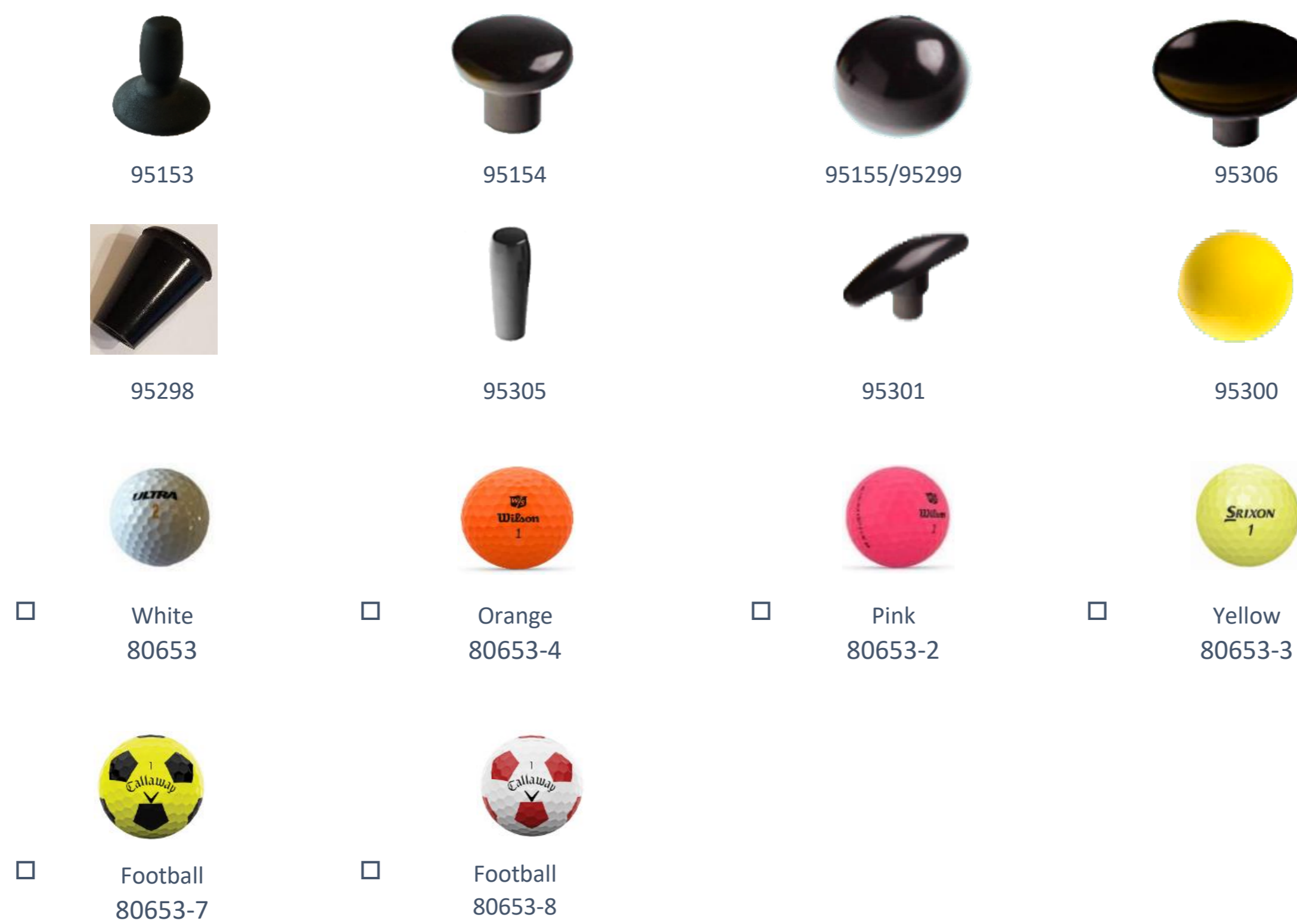


80838

Control module knob

	CODE	DESCRIPTION	PRICE
<input type="checkbox"/>	95153	Standard	
<input type="checkbox"/>	95154	Mushroom M48	
<input type="checkbox"/>	95155	Ball 38 mm	
<input type="checkbox"/>	95299	Ball 32mm	
<input type="checkbox"/>	95306	Chin C38	
<input type="checkbox"/>	95298	Cone S30	
<input type="checkbox"/>	95305	Stick S80	
<input type="checkbox"/>	95301	T-bar	
<input type="checkbox"/>	95300	Softball 70mm	

Select color Golfball



Special operating modules

	CODE	DESCRIPTION	PRICE
<input type="checkbox"/>	97342	TA hand control for CJSM, incl. bracket (80678)	
<input type="checkbox"/>	97343	TA hand control for CJSM2, incl. bracket (80678)	
<input type="checkbox"/>	95213-1	Attendant controller	
<input type="checkbox"/>	M1087331	Attendant controller for Combi back complete, left	
<input type="checkbox"/>	M1087330	Attendant controller for Combi back complete, right	
<input type="checkbox"/>	80903	1 hand Attendant bracket swing	without controller 95213-1
<input type="checkbox"/>	80517	1 hand attendant bracket IW / iQ	without controller 95213-1
<input type="checkbox"/>	80533	TA 2-hand attendant control, with emergency stop	without controller 95213-1



97342/97343

10 Accessories

	CODE	DESCRIPTION	PRICE
<input type="checkbox"/>	80163	Tray, adult, incl. bracket (80518)	
<input type="checkbox"/>	80164	Tray, junior, incl. bracket (80518)	
<input type="checkbox"/>		Half tray, on request and customized	
<input type="checkbox"/>	80175	Bag hooks	



80162/80164



80175